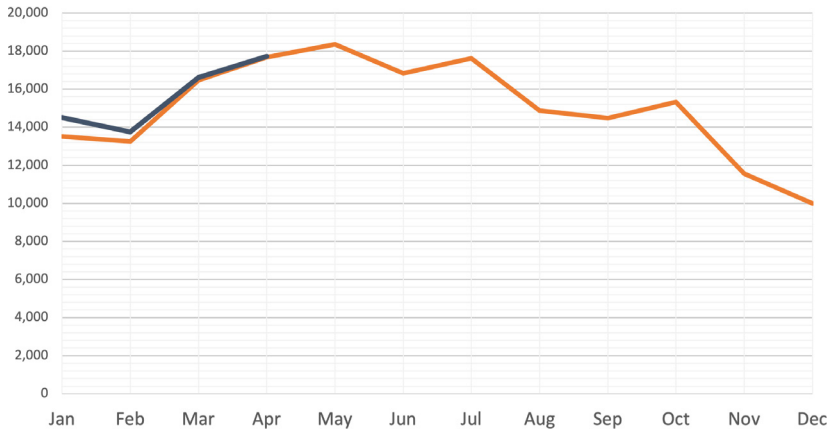




Monthly Activity Snapshot

April 2026

©Copyright 2026 HAR.com | Source: Houston Association of REALTORS® Multiple Listing Service (All statistics are for Single Family Homes)



New Listings

17,672

17,731

0.3%

— 2025 — 2026

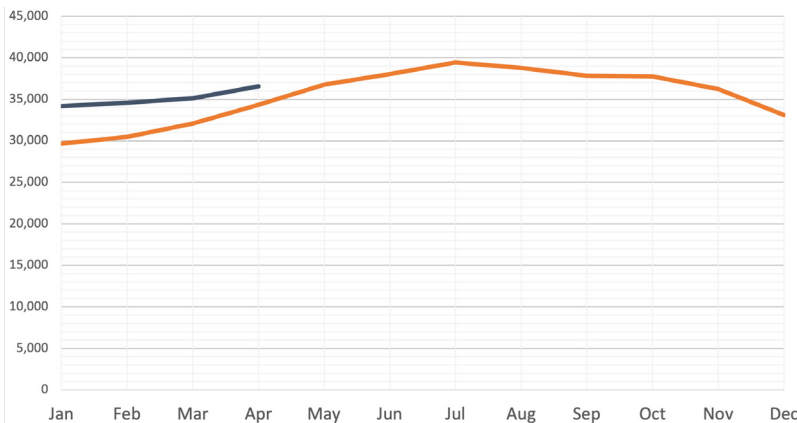
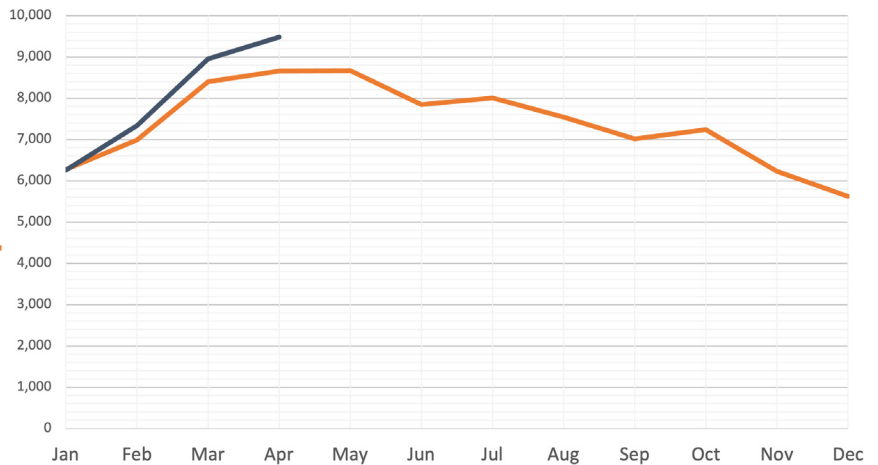
Pending Listings

9.4%

8,660

9,476

— 2025 — 2026



Active Listings

34,340

36,572

6.5%

— 2025 — 2026



Monthly Activity Snapshot

April 2026

©Copyright 2026 HAR.com | Source: Houston Association of REALTORS® Multiple Listing Service (All statistics are for Single Family Homes)

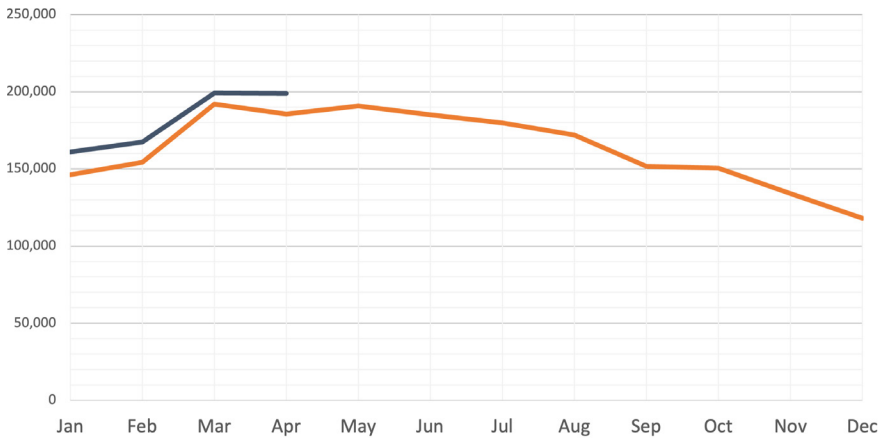
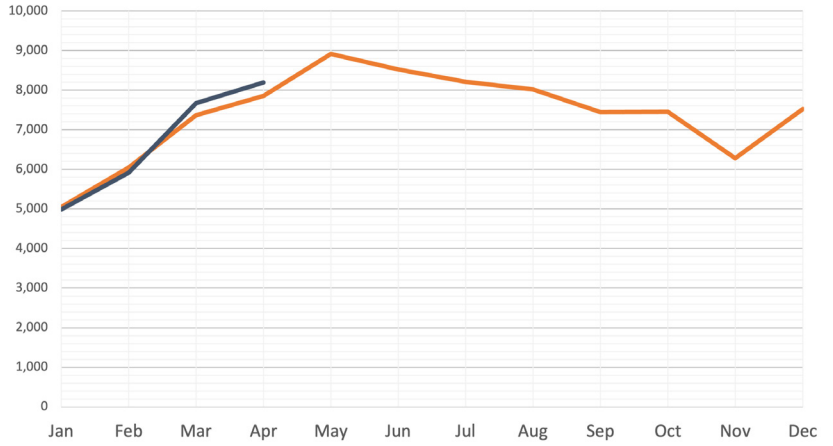
Closings

4.4%

7,852

8,196

— 2025 — 2026



Showings

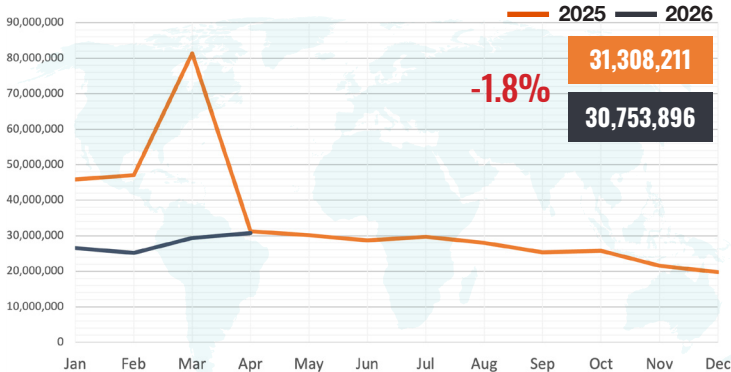
185,678

199,011

7.2%

— 2025 — 2026

HAR.com Listing Views



-1.8%

31,308,211

30,753,896

The large decrease in traffic is due to a reduction in automated bot traffic resulting from increased security measures.

Open Houses



34,849 Held
In-Person & Virtual

January 2025: 37,110