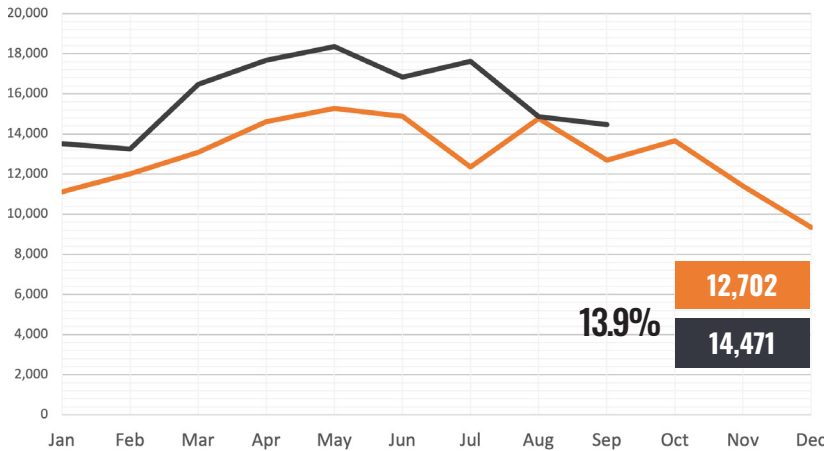




Monthly Activity Snapshot

September 2025

©Copyright 2025 HAR.com | Source: Houston Association of REALTORS® Multiple Listing Service (All statistics are for Single Family Homes)

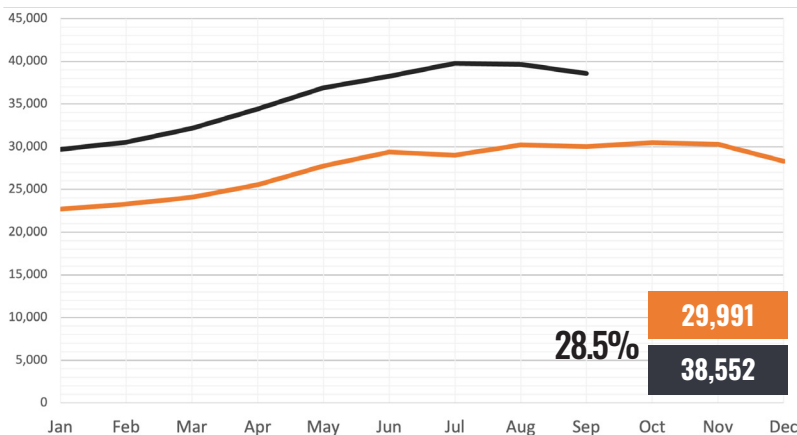
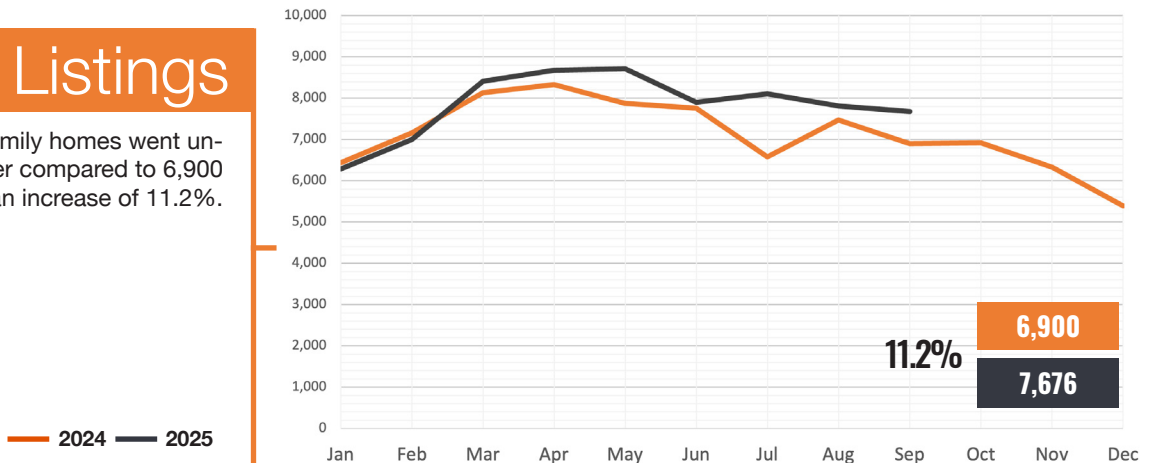


New Listings

New listings were 13.9% above last year's level. Agents entered 14,471 properties into the Multiple Listing Service compared to 12,702 in September 2024.

Pending Listings

A total of 7,676 single-family homes went under contract in September compared to 6,900 last year, which is an increase of 11.2%.



Active Listings

Active listings were up 28.5% year-over-year, with 38,552 homes available in September compared to 29,991 a year earlier.



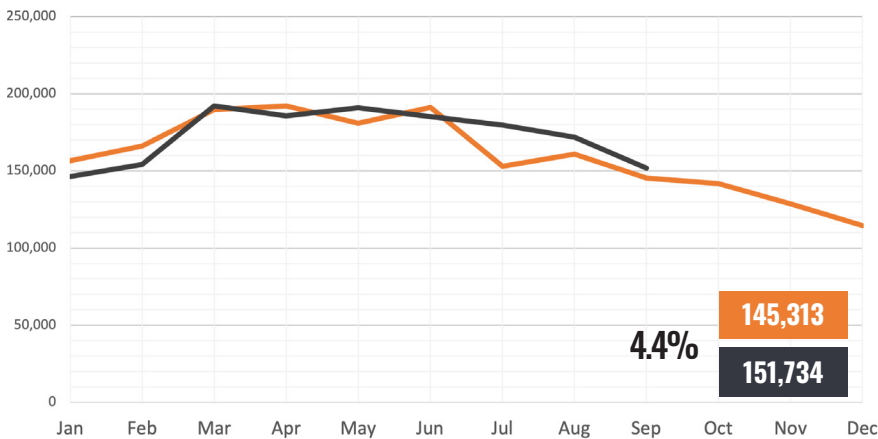
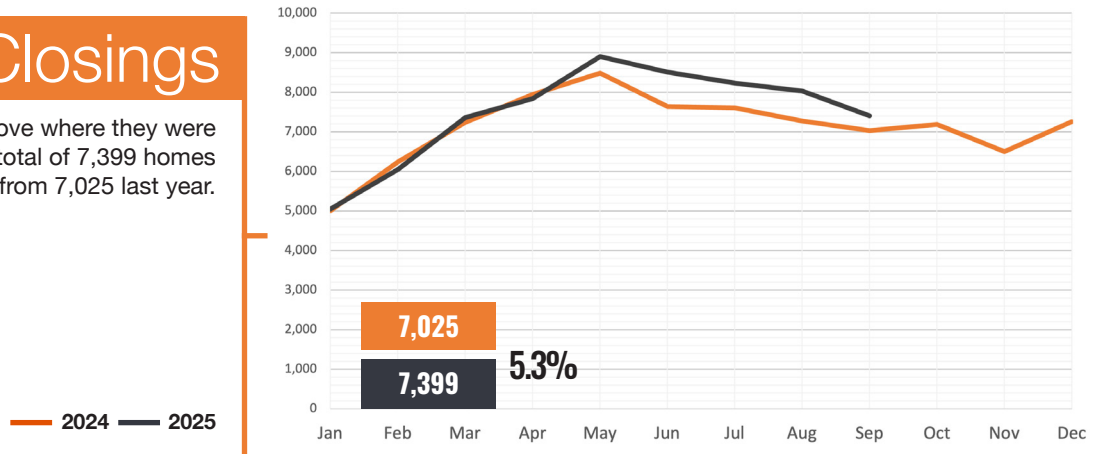
Monthly Activity Snapshot

September 2025

©Copyright 2025 HAR.com | Source: Houston Association of REALTORS® Multiple Listing Service (All statistics are for Single Family Homes)

Closings

Closings were 5.3% above where they were in September 2024. A total of 7,399 homes were sold, which is up from 7,025 last year.

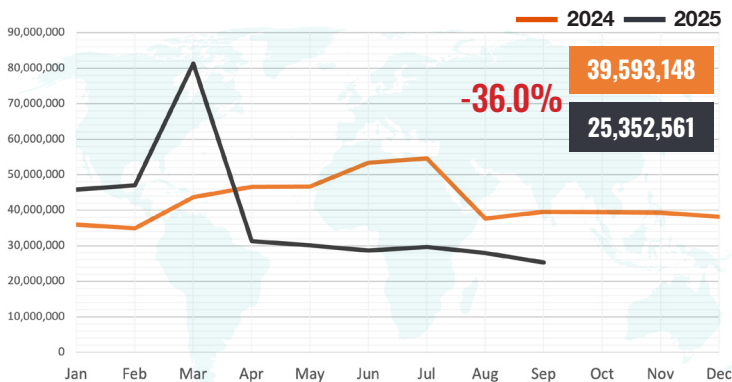


Showings

Showing activity increased 4.4% year-over-year. There were 151,734 showings versus 145,313 during the same time last year.

— 2024 — 2025

HAR.com Listing Views



The large decrease in traffic is due to a reduction in automated bot traffic resulting from increased security measures.

Open Houses

