

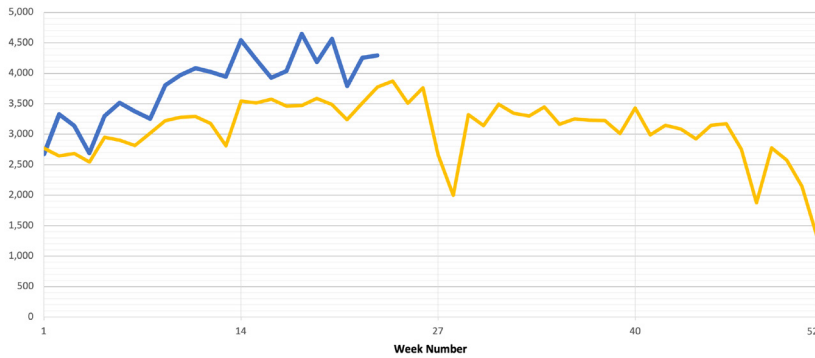


Weekly Activity Snapshot

Week 23 2025: 6/3/2025 to 6/9/2025

©Copyright 2025 HAR.com | Source: HAR.com, HAR MLS, analysis prepared in cooperation with the Real Estate Center at Texas A&M University. Statistics are for the Houston MSA.

During the week ending June 9, closings rose 7.3% year-over-year, marking the seventh consecutive week that sales activity has outpaced 2024 levels. Pending listings declined in Week 23, with 4.7% fewer homes going under contract compared to the same time last year.



New Listings

3,775

13.8%

4,295

2024 2025

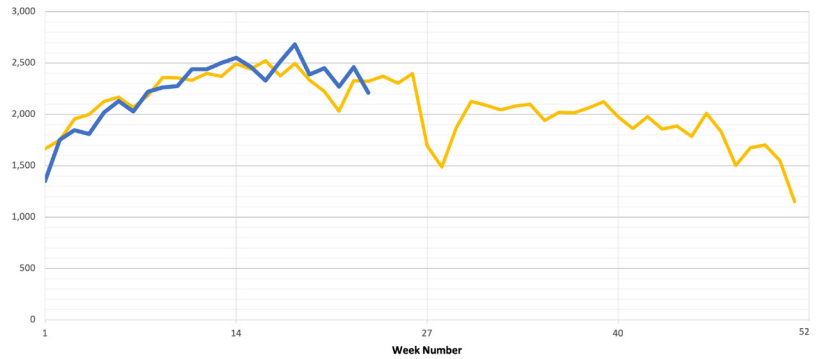
Pending Listings

-4.7%

2,322

2,212

2024 2025



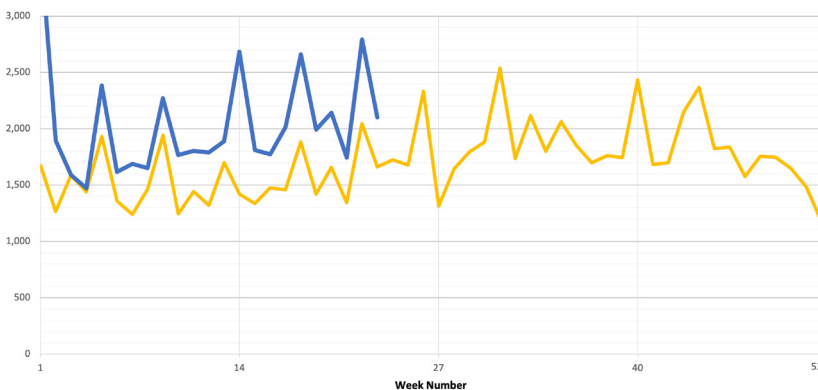
Off-Market Listings

1,662

26.4%

2,100

2024 2025





Weekly Activity Snapshot

Week 23 2025: 6/3/2025 to 6/9/2025

©Copyright 2025 HAR.com | Source: HAR.com, HAR MLS, analysis prepared in cooperation with the Real Estate Center at Texas A&M University. Statistics are for the Houston MSA.

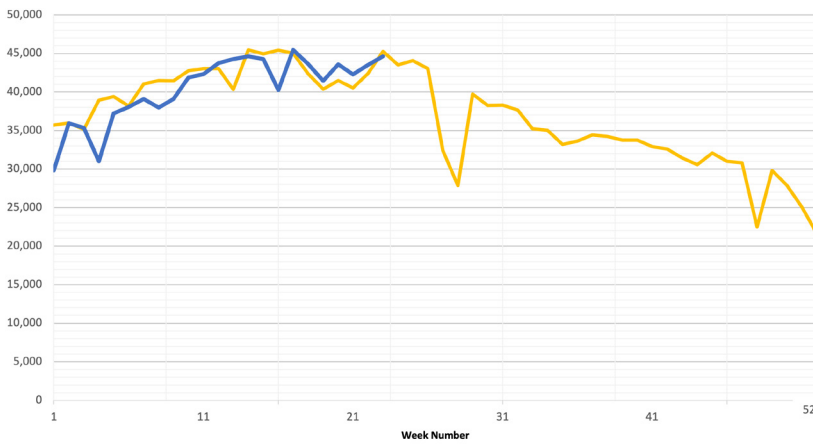
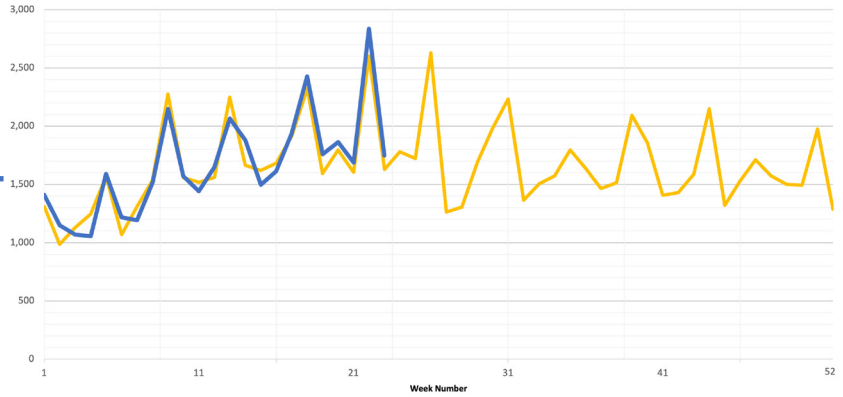
Closings

7.3%

1,630

1,749

— 2024 — 2025



Showings

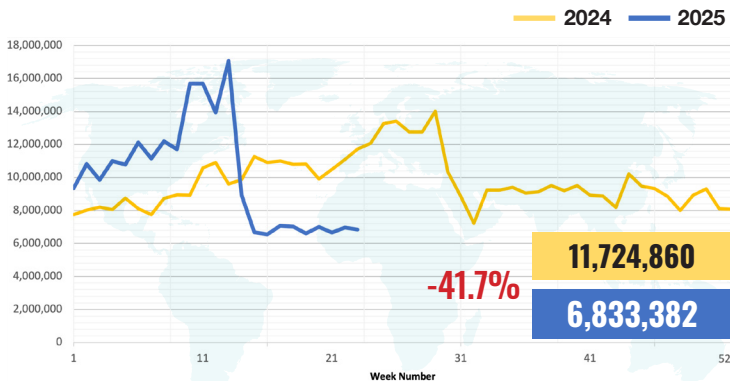
45,255

-1.4%

44,606

— 2024 — 2025

HAR.com Listing Views



The large decrease in traffic is due to a reduction in automated bot traffic resulting from increased security measures.

Open Houses

