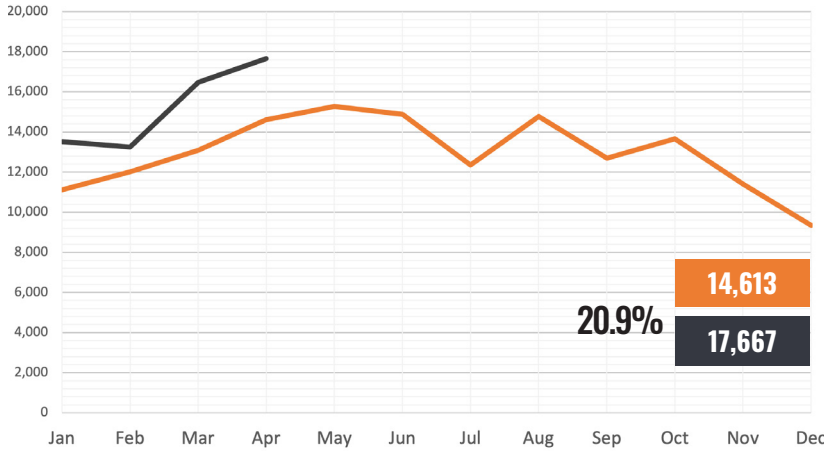




# Monthly Activity Snapshot

## April 2025

©Copyright 2025 HAR.com | Source: Houston Association of REALTORS® Multiple Listing Service (All statistics are for Single Family Homes)

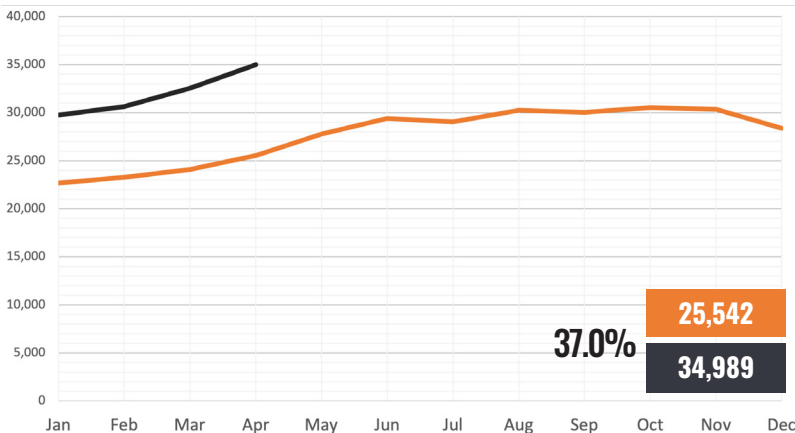
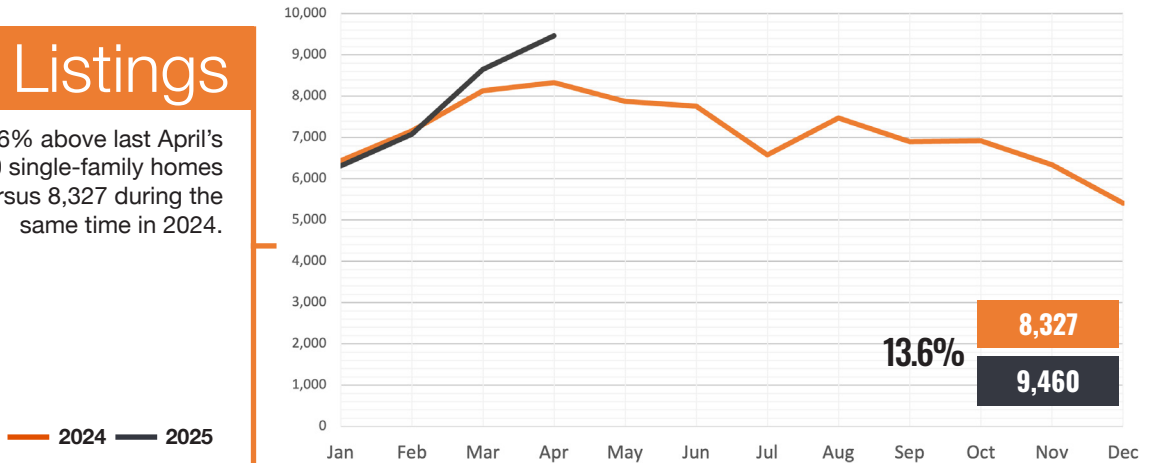


## New Listings

The Greater Houston housing market maintained its stability in April. New listings increased 20.9% year-over-year as REALTORS® listed 17,667 properties in the Multiple Listing Service compared to 14,613 last year.

## Pending Listings

Pending listings were 13.6% above last April's level. A total of 9,460 single-family homes went under contract versus 8,327 during the same time in 2024.



## Active Listings

The Houston market saw its highest number of active listings in nearly 15 years, with 34,989 homes available in April. That is a 37.0% increase year-over-year.



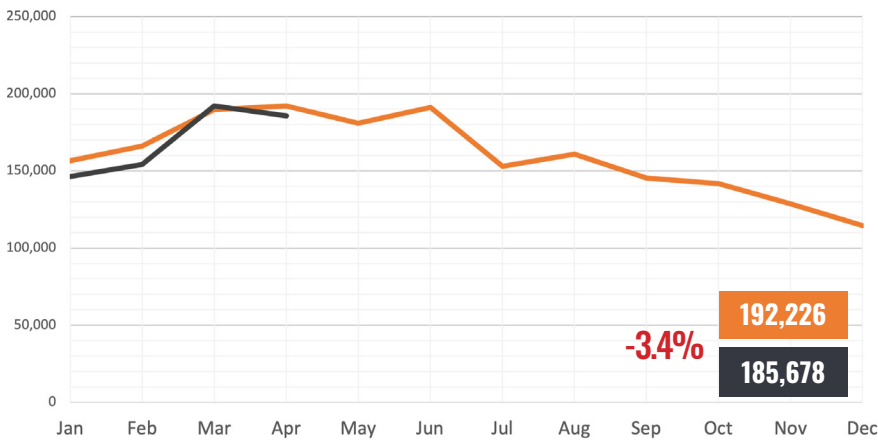
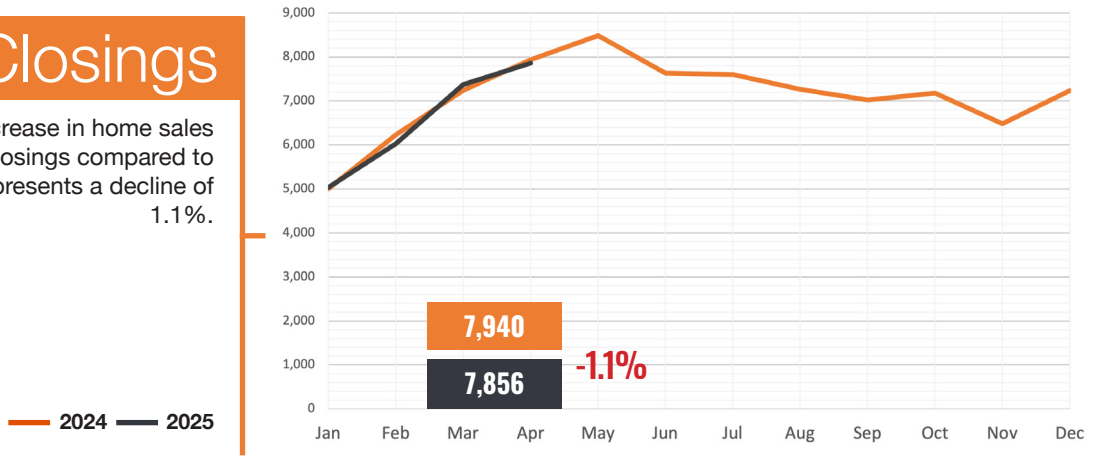
# Monthly Activity Snapshot

## April 2025

©Copyright 2025 HAR.com | Source: Houston Association of REALTORS® Multiple Listing Service (All statistics are for Single Family Homes)

### Closings

There was a modest decrease in home sales in April, with 7,856 closings compared to 7,940 last year. That represents a decline of 1.1%.



### Showings

The later timing of Easter in April this year, unlike its March occurrence last year, likely played a role in reduced showing activity. Consumer traffic at property showings was 3.4% below last year's level. There were 185,678 showings in April compared to 192,226 in 2024.

### HAR.com Listing Views

— 2024 — 2025

Listing views data was unavailable for March and April because of technical difficulties.

### Open Houses

