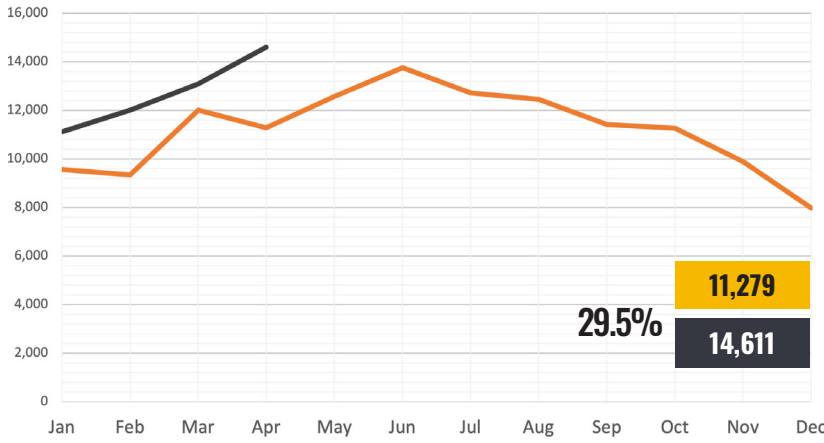




# Monthly Activity Snapshot

## April 2024

©Copyright 2024 HAR.com | Source: Houston Association of REALTORS® Multiple Listing Service (All statistics are for Single Family Homes)



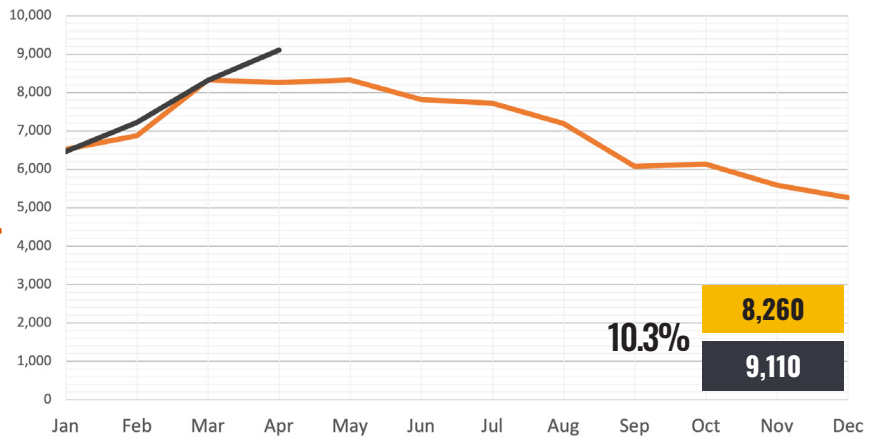
## New Listings

New listings continue to outpace 2023 numbers. New listings rose 29.5 percent in April compared to a year earlier. REALTORS® entered 14,611 properties into the Multiple Listing Service (MLS) versus 11,279 last April.

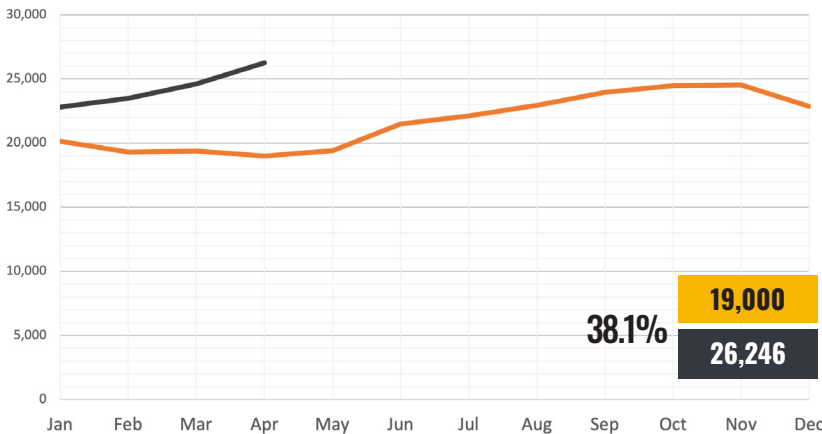
— 2023 — 2024

## Pending Listings

Pending listings were up 10.3 percent year-over-year in April with 9,110 single-family homes going under contract compared to 8,260 last April.



— 2023 — 2024



## Active Listings

Active listings – the number of available properties for sale – continues to track ahead of 2023 levels with 26,246 active single-family listings in April compared to 19,000 a year earlier. That's up 38.1 percent.

— 2023 — 2024



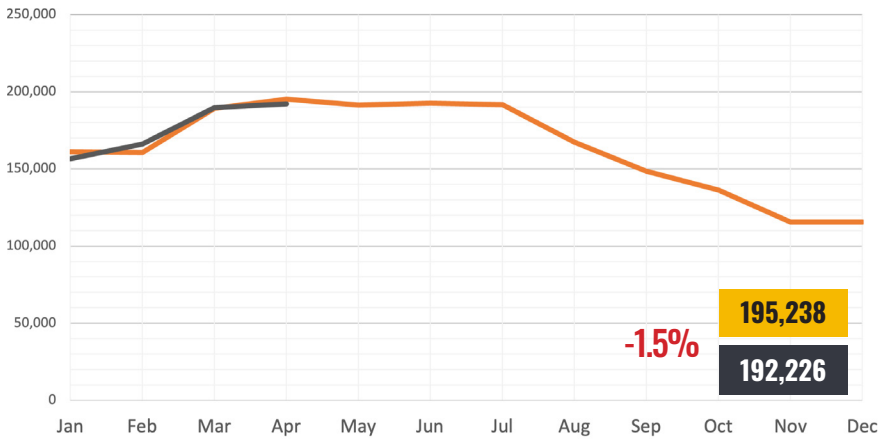
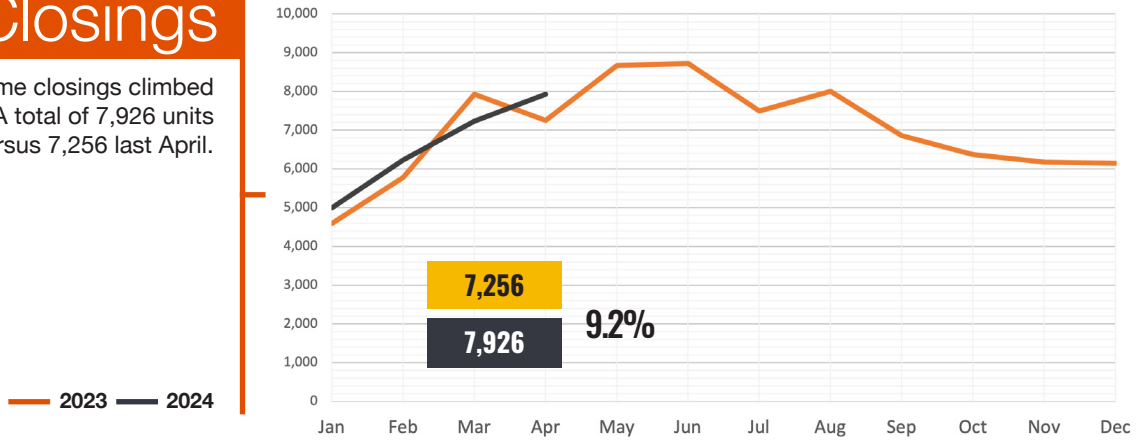
# Monthly Activity Snapshot

## April 2024

©Copyright 2024 HAR.com | Source: Houston Association of REALTORS® Multiple Listing Service (All statistics are for Single Family Homes)

### Closings

In April, single-family home closings climbed 9.2 percent year-over-year. A total of 7,926 units were sold versus 7,256 last April.

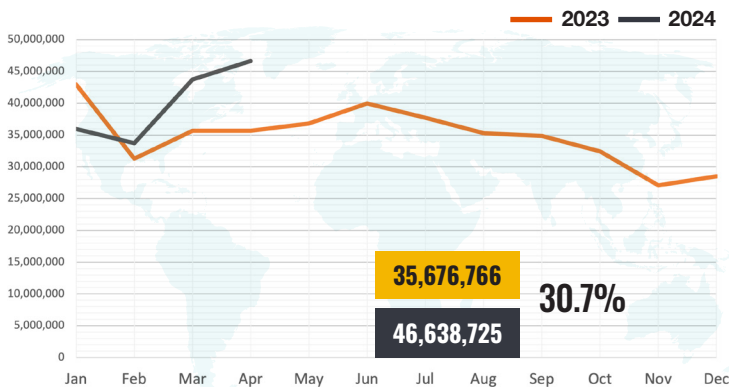


### Showings

Property showings were down 1.5 percent in April with 192,226 showings taking place versus 195,238 in April of 2023.

— 2023 — 2024

### HAR.com Listing Views



### Open Houses

