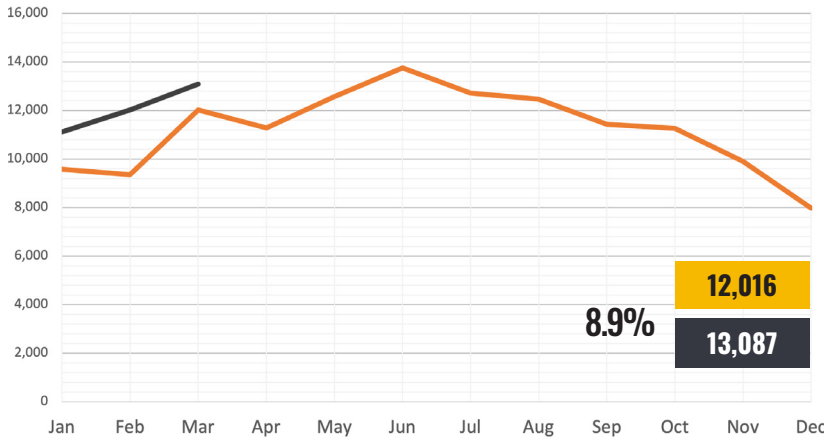




Monthly Activity Snapshot

March 2024

©Copyright 2024 HAR.com | Source: Houston Association of REALTORS® Multiple Listing Service (All statistics are for Single Family Homes)



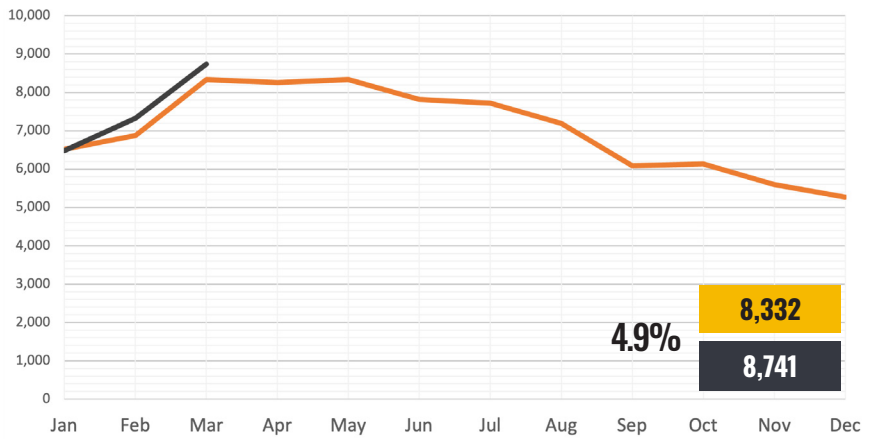
New Listings

The number of new listings bloomed in March compared to a year earlier. New listings rose 8.9 percent in March with REALTORS® entering 13,087 properties into the Multiple Listing Service (MLS) compared to 12,016 last March.

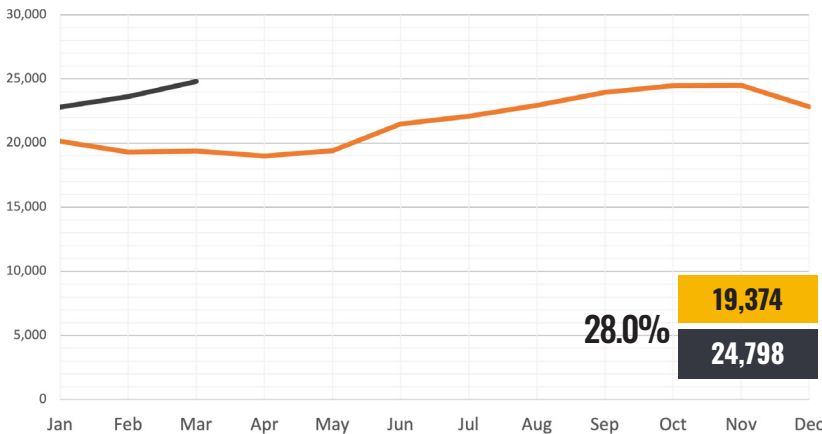
— 2023 — 2024

Pending Listings

Pending listings were up 4.9 percent year-over-year in March with 8,741 single-family homes going under contract versus 8,332 a year earlier.



— 2023 — 2024



Active Listings

Active listings – the number of available properties for sale – continue to outpace last year by 28.0 percent in March. There were 24,798 active single-family listings available compared to 19,374 a year earlier.

— 2023 — 2024



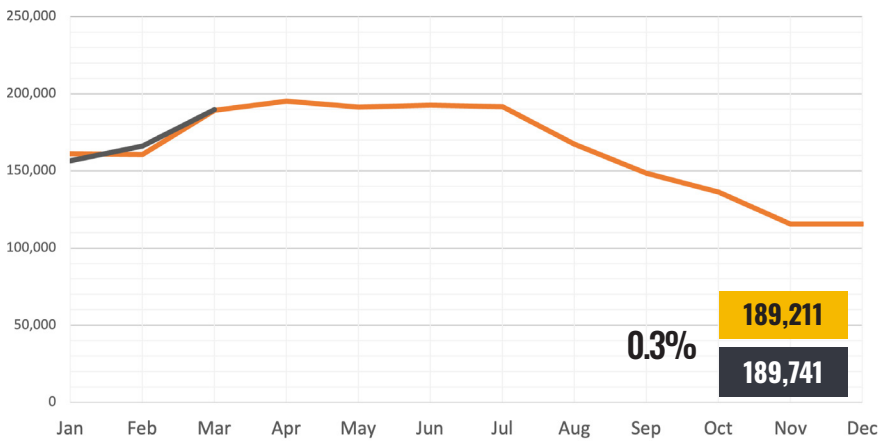
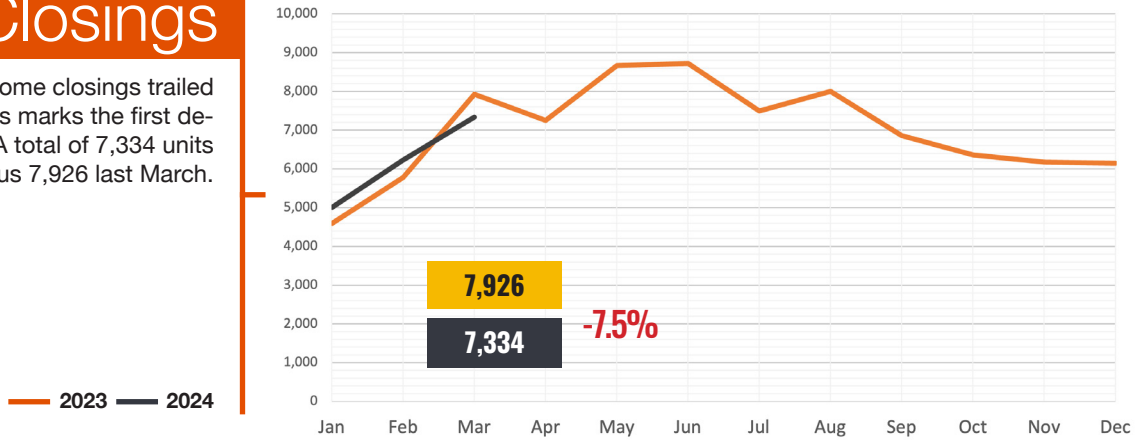
Monthly Activity Snapshot

March 2024

©Copyright 2024 HAR.com | Source: Houston Association of REALTORS® Multiple Listing Service (All statistics are for Single Family Homes)

Closings

In March, single-family home closings trailed last year by 7.5 percent. This marks the first decline of closings this year. A total of 7,334 units were sold versus 7,926 last March.

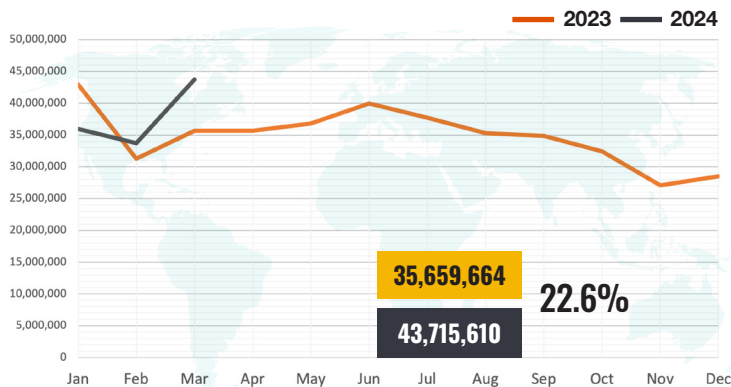


Showings

Property showings edged up 0.3 percent in March. A total of 189,741 showings took place last month versus 189,211 in March of 2023.

— 2023 — 2024

HAR.com Listing Views



Open Houses

