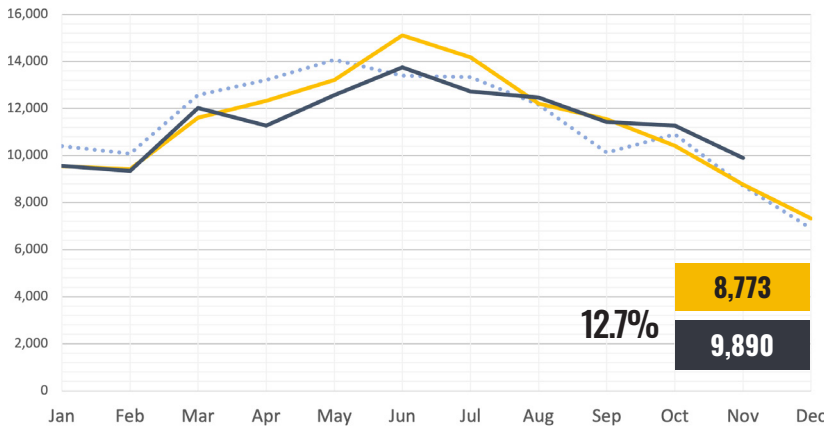




# Monthly Activity Snapshot

## November 2023

©Copyright 2023 HAR.com | Source: Houston Association of REALTORS® Multiple Listing Service (All statistics are for Single Family Homes)



## New Listings

New listing volume is ahead of 2022 levels. REALTORS® entered 9,890 properties into the Multiple Listing Service (MLS) in November compared to 8,773 last year. That was up 12.7 percent.

**Pre-Pandemic:** New listings were up 13.4 percent versus the 2019 level of 8,723.

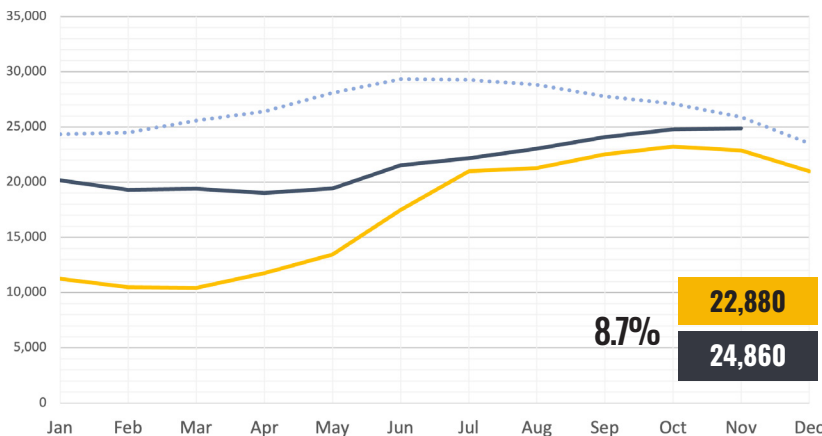
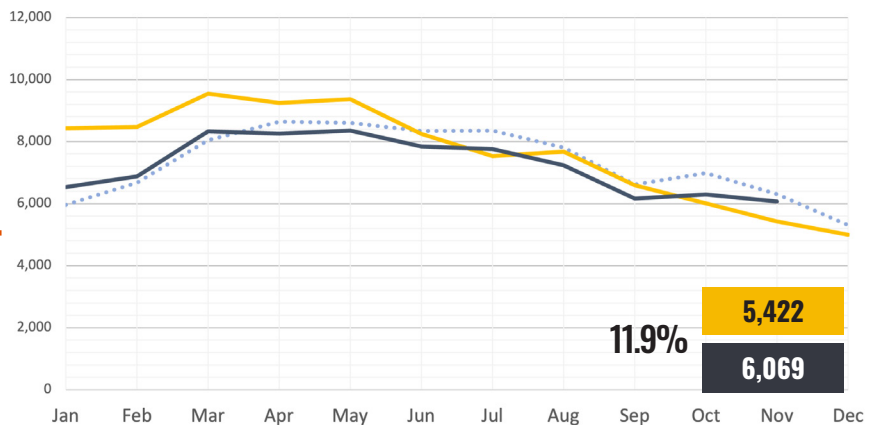
..... 2019 — 2022 — 2023

## Pending Listings

Pending listings were up 11.9 percent from November 2022 with a total of 6,069 single-family home listings going under contract versus 5,422 a year earlier.

**Pre-Pandemic:** Pending listings were down 3.7 percent compared to November 2019 when pending listings totaled 6,305.

..... 2019 — 2022 — 2023



## Active Listings

Active listings – the number of available properties for sale – remained ahead of 2022's volume. In November, there were 24,860 active single-family listings compared to 22,880 a year earlier. That is up 8.7 percent.

**Pre-Pandemic:** October active listings came in 4.0 percent below the 2019 volume of 25,897.

..... 2019 — 2022 — 2023



# Monthly Activity Snapshot

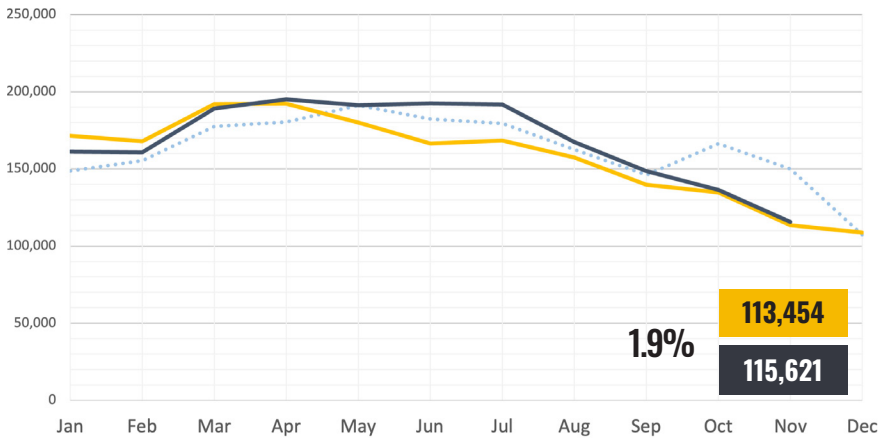
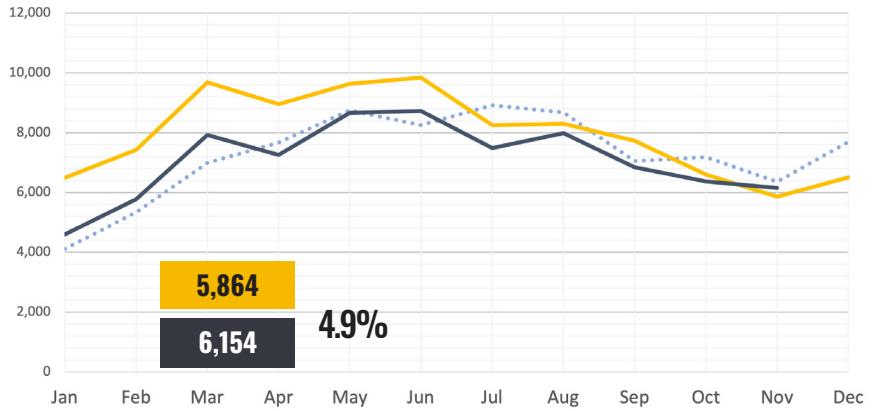
## November 2023

©Copyright 2023 HAR.com | Source: Houston Association of REALTORS® Multiple Listing Service (All statistics are for Single Family Homes)

### Closings

Single-family home closings were up 4.9 percent versus November 2022, marking the first sales volume increase in 19 months. A total of 6,154 units sold compared to 5,864 a year ago. **Pre-Pandemic:** November 2023 closings came in 3.2 percent below 2019's tally of 6,359.

..... 2019    — 2022    — 2023

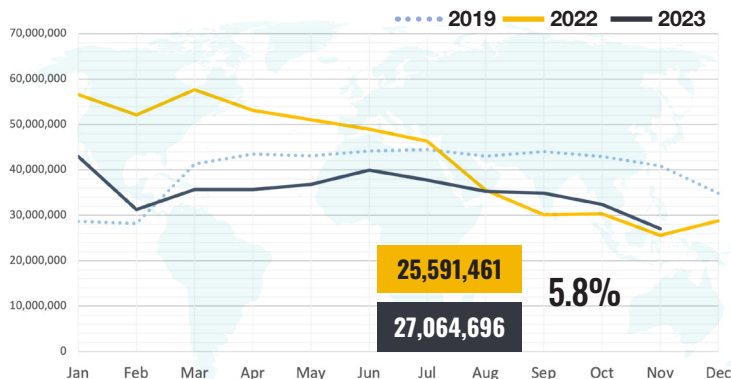


### Showings

Property showings had another strong month in November. A total of 115,621 showings took place compared to 113,454 in November 2022. That is an increase of 1.9 percent. **Pre-Pandemic:** November 2023 showings were 22.9 percent below the November 2019 showings total of 149,926.

..... 2019    — 2022    — 2023

### HAR.com Listing Views



### Open Houses

