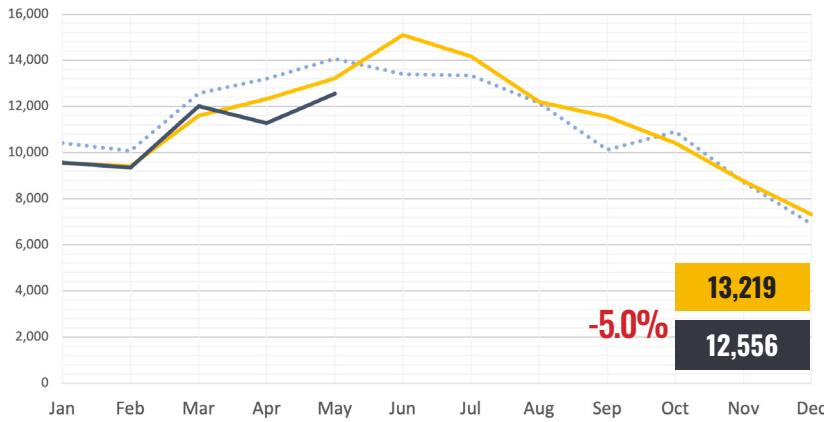




# Monthly Activity Snapshot

## May 2023

©Copyright 2023 HAR.com | Source: Houston Association of REALTORS® Multiple Listing Service (All statistics are for Single Family Homes)



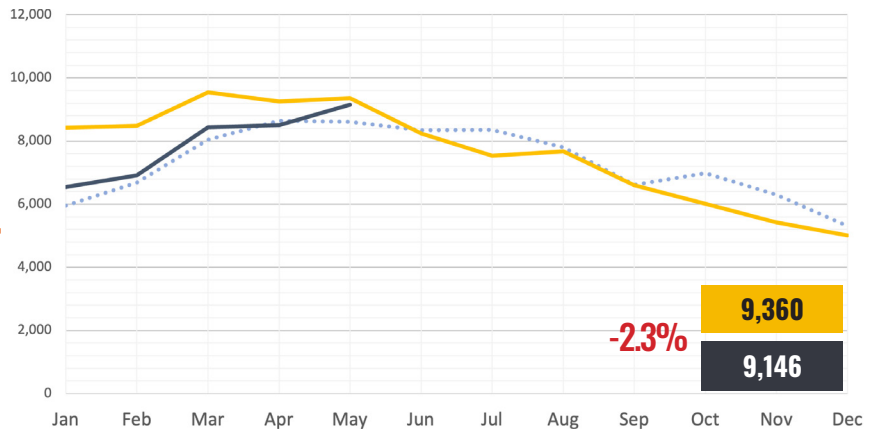
## New Listings

New listings decreased 5.0 percent in May compared to a year earlier. REALTORS® entered 12,556 properties into the Multiple Listing Service (MLS) compared to 13,219 a year earlier. Months of inventory across Greater Houston is currently standing at a 2.8-months supply. **Pre-Pandemic:** New listings were 10.8 percent below of May 2019 when new listings totaled 14,071.

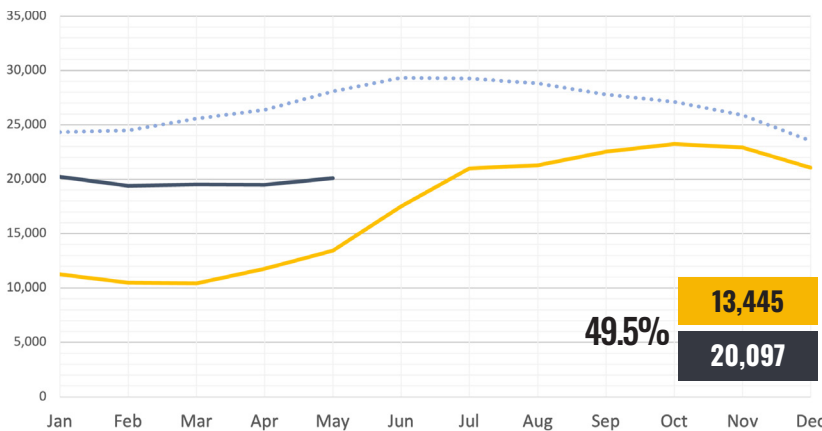
..... 2019 — 2022 — 2023

## Pending Listings

Pending listings registered a 2.3 percent year-over-year decline in May with a total of 9,146 single-family home listings going under contract versus 9,360 a year earlier. **Pre-Pandemic:** Pending listings were 6.3 percent ahead of the May 2019 level of 8,603.



..... 2019 — 2022 — 2023



## Active Listings

Active listings – the number of available properties for sale – continue to trend ahead of 2022’s historically low volume. In May, there were a total of 20,097 active single-family listings compared to 13,445 a year earlier. That is a 49.5 percent increase over last year. **Pre-Pandemic:** May 2023 listings were 28.4 percent below the May 2019 volume of 28,084.

..... 2019 — 2022 — 2023



# Monthly Activity Snapshot

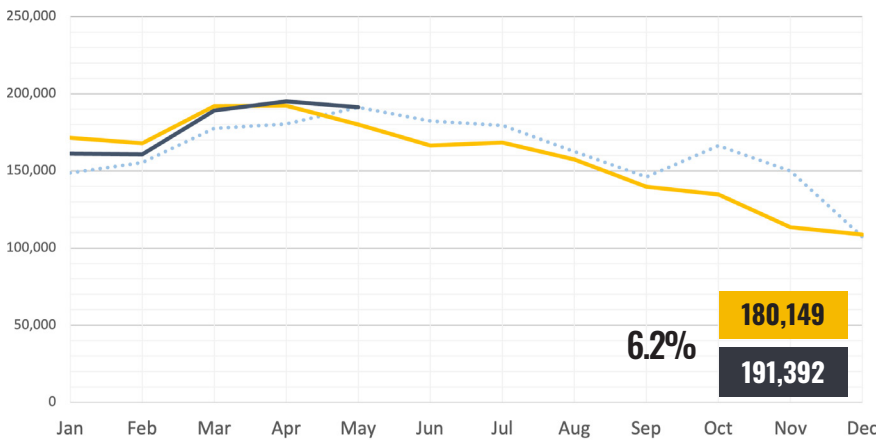
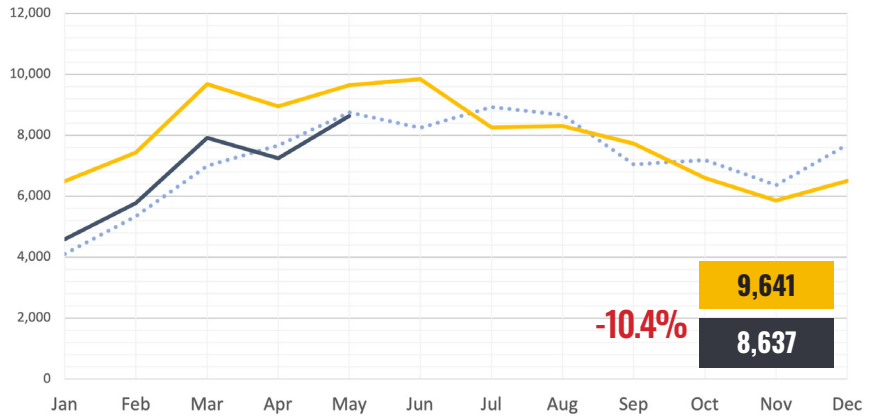
## May 2023

©Copyright 2023 HAR.com | Source: Houston Association of REALTORS® Multiple Listing Service (All statistics are for Single Family Homes)

### Closings

Single-family home closings were 10.4 percent lower in May when compared to the same month in 2022. A total of 8,637 units sold versus 9,641 a year ago. This marks the 14th straight month of declining sales. **Pre-Pandemic:** May 2023 closings were 1.3 percent below May 2019 closings of 8,749.

..... 2019    — 2022    — 2023



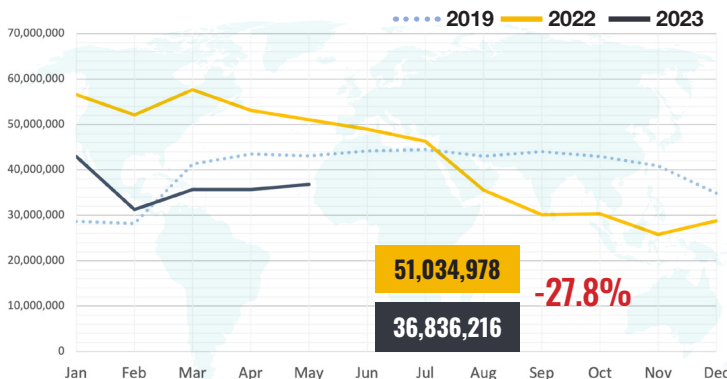
### Showings

Property showings increased in May compared to last year. A total of 191,392 showings took place last month versus 180,149 in May of 2022. That is a 6.2 percent increase.

**Pre-Pandemic:** May 2023 showings were statistically flat compared to the May 2019 volume of 191,294.

..... 2019    — 2022    — 2023

### HAR.com Listing Views



### Open Houses

