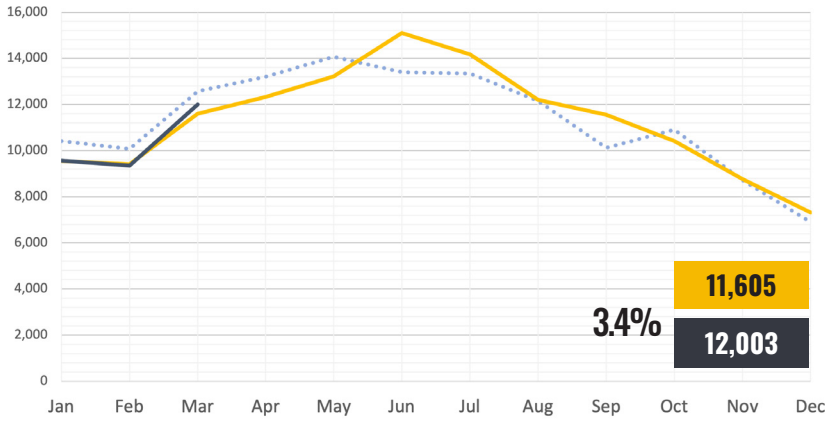




# Monthly Activity Snapshot

## March 2023

©Copyright 2023 HAR.com | Source: Houston Association of REALTORS® Multiple Listing Service (All statistics are for Single Family Homes)



## New Listings

New listing volume was ahead of the March 2022 level. REALTORS® entered 12,003 properties into the Multiple Listing Service (MLS) in February compared to 11,605 a year earlier. That is a 3.4 percent increase.

**Pre-Pandemic:** New listings trailed the March 2019 level (12,571) by 4.5 percent.

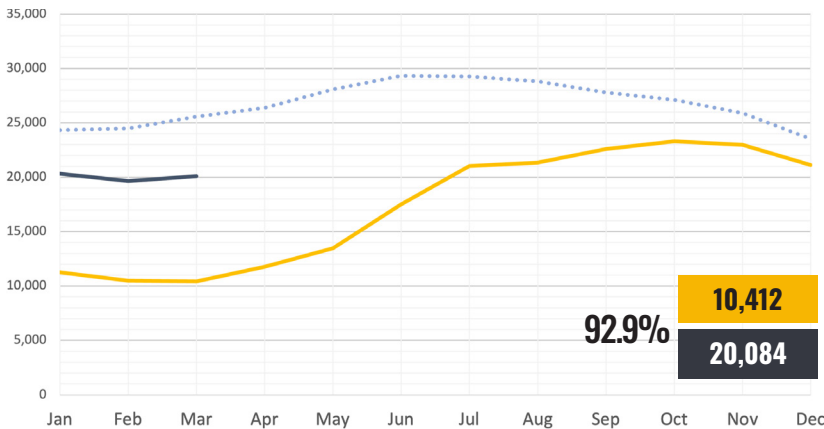
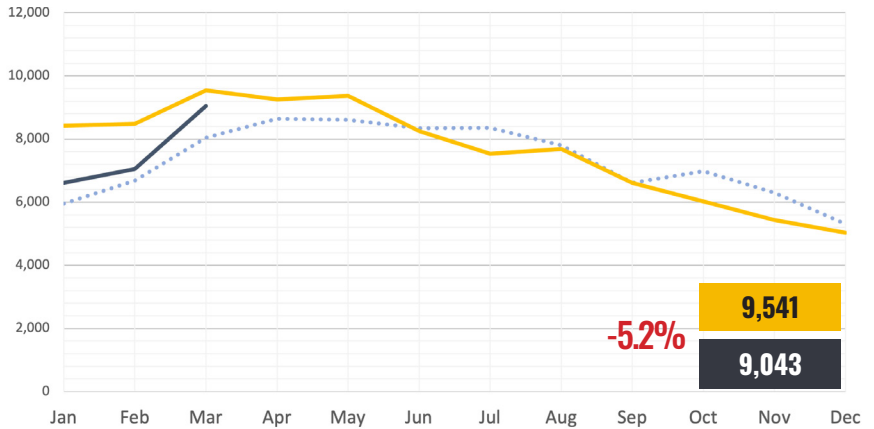
..... 2019    — 2022    — 2023

## Pending Listings

Pending listings were 5.2 percent behind the March 2022 level, with a total of 9,043 single-family home listings going under contract versus 9,541 a year earlier.

**Pre-Pandemic:** Pending listings were 12.4 percent ahead of March 2019 when pending listings totaled 8,043.

..... 2019    — 2022    — 2023



## Active Listings

Active listings – the number of available properties for sale – remained dramatically ahead of 2022’s volume. In March, there were 20,084 active single-family listings compared to 10,412 a year earlier. That is up 92.9 percent.

**Pre-Pandemic:** March active listings came in 21.4 percent below the 2019 volume which was 25,565.

..... 2019    — 2022    — 2023



# Monthly Activity Snapshot

## March 2023

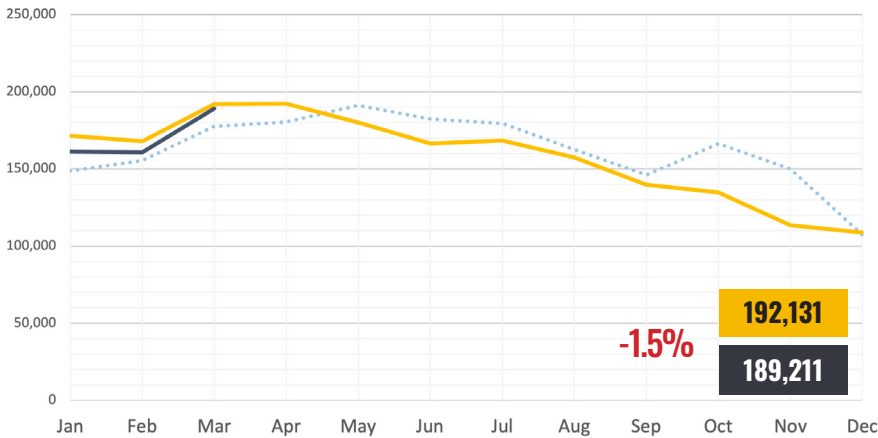
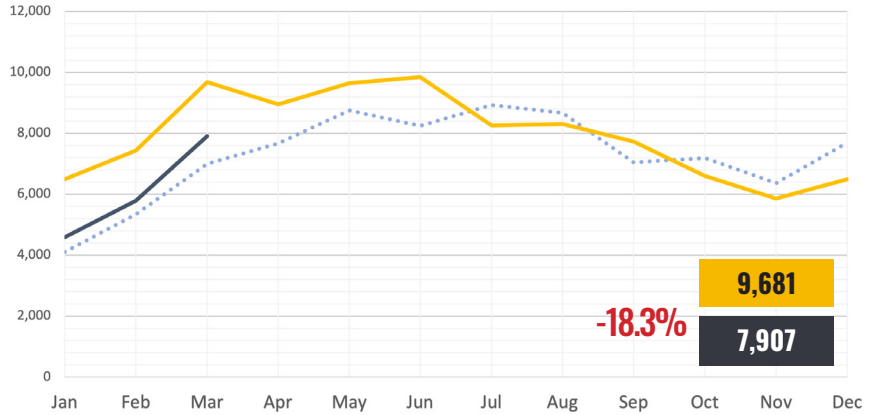
©Copyright 2023 HAR.com | Source: Houston Association of REALTORS® Multiple Listing Service (All statistics are for Single Family Homes)

### Closings

Single-family home closings fell 18.3 percent when compared to March 2022. A total of 7,907 units sold versus 9,681 a year ago, making March the 12th consecutive month of declining sales.

**Pre-Pandemic:** March 2023 closings surpassed March 2019's (6,995) by 13.0 percent.

..... 2019    — 2022    — 2023



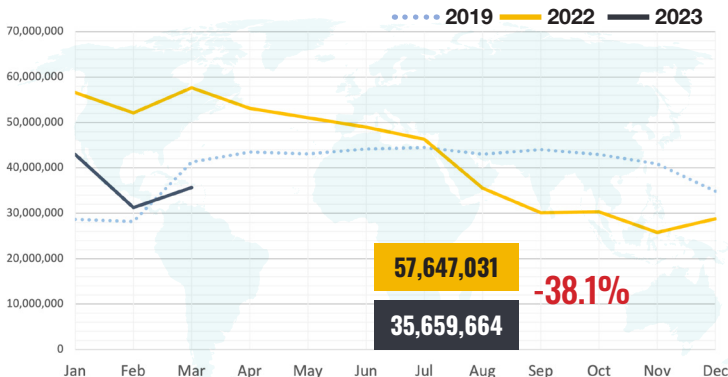
### Showings

Property showings slowed slightly year-over-year in March. A total of 189,211 showings took place compared to 192,131 in March 2022. That is down 1.5 percent.

**Pre-Pandemic:** March 2019 showings totaled 177,662, That is 6.5 percent below the March 2023 volume.

..... 2019    — 2022    — 2023

### HAR.com Listing Views



### Open Houses

