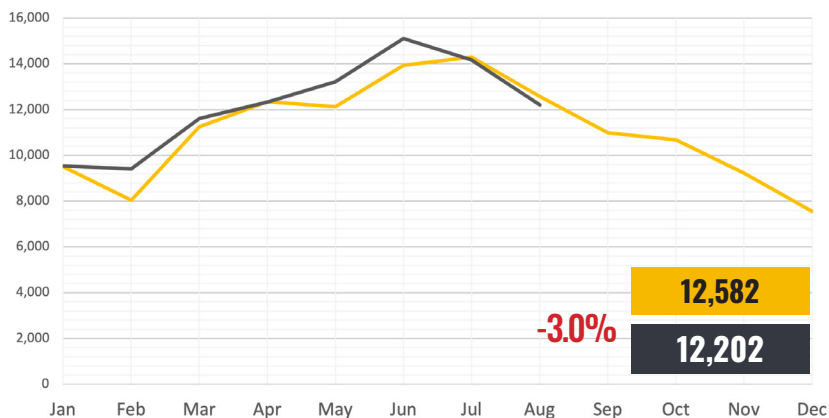




Monthly Activity Snapshot

August 2022

©Copyright 2022 HAR.com | Source: Houston Association of REALTORS® Multiple Listing Service (All statistics are for Single Family Homes)



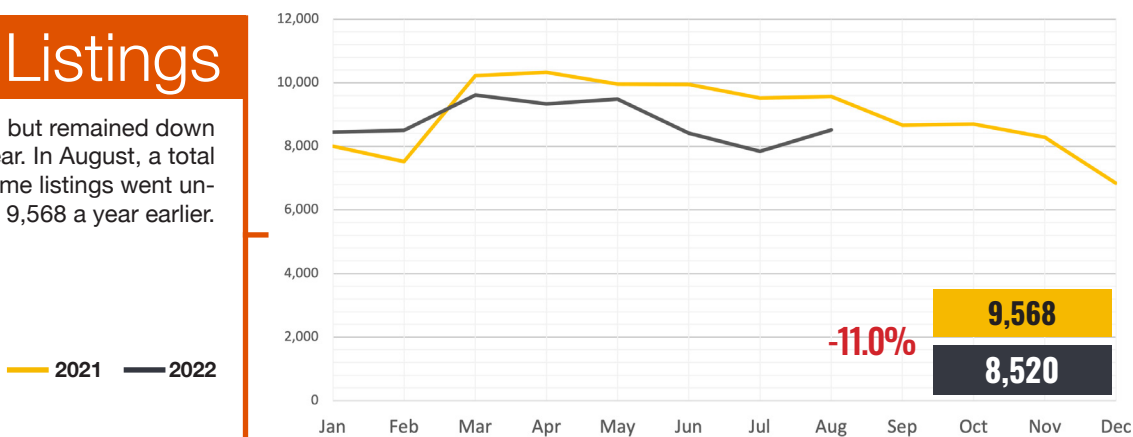
New Listings

New listings were down slightly in August compared to a year earlier. REALTORS® entered 12,202 properties into the Multiple Listing Service (MLS) compared to 12,582 a year earlier. Despite the 3.0 percent decline, inventory levels continue to improve – currently perched at a 2.5-months supply, the highest level since August 2020.

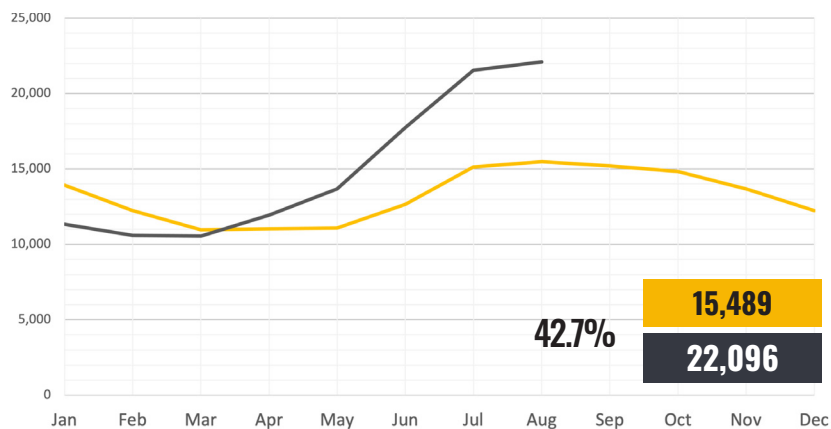
— 2021 — 2022

Pending Listings

Pending listings stabilized but remained down 11.0 percent year-over-year. In August, a total of 8,520 single-family home listings went under contract versus 9,568 a year earlier.



— 2021 — 2022



Active Listings

Active listings – the number of available properties for sale – continue tracking ahead of 2021's historically low volume. August saw a total of 22,096 active single-family listings compared to 15,489 a year earlier. That is a 42.7 percent increase over last year.

— 2021 — 2022



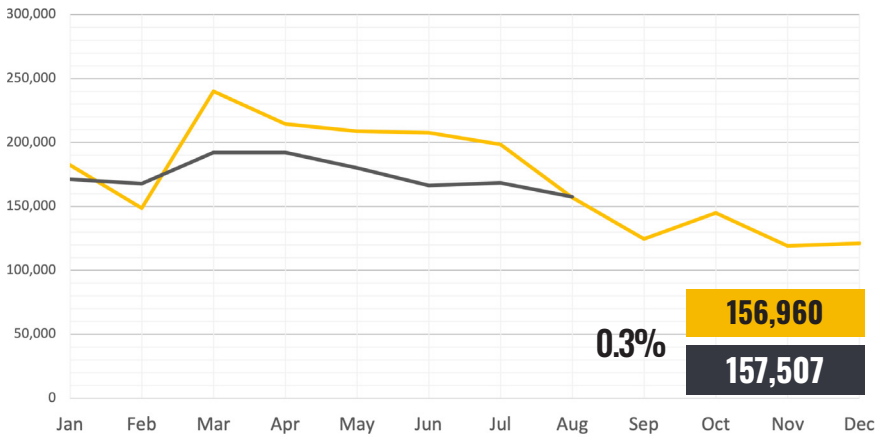
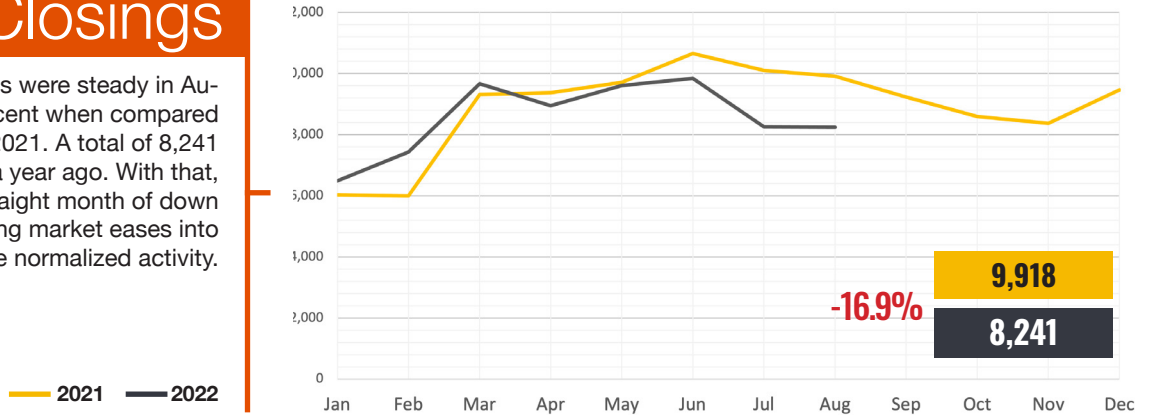
Monthly Activity Snapshot

August 2022

©Copyright 2022 HAR.com | Source: Houston Association of REALTORS® Multiple Listing Service (All statistics are for Single Family Homes)

Closings

Single-family home closings were steady in August albeit down 16.9 percent when compared to the same month in 2021. A total of 8,241 units sold versus 9,918 a year ago. With that, August became the fifth straight month of down sales volume as the housing market eases into more normalized activity.

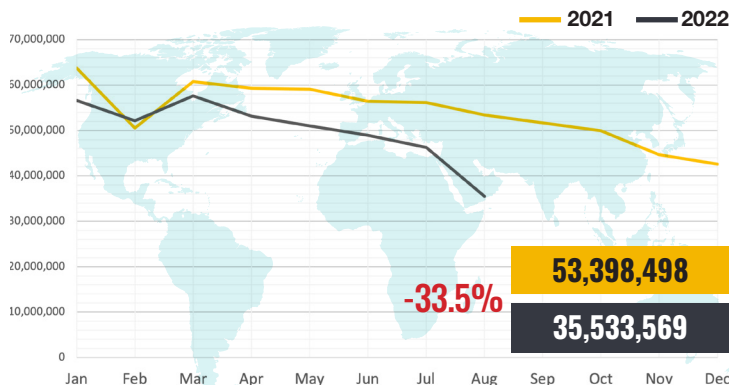


Showings

Property showings were statistically flat this August over last, suggesting that consumer interest in touring listed properties has remained generally consistent over the past year. A total of 157,507 showings took place last month versus 156,960 in August of 2021.

— 2021 — 2022

HAR.com Listing Views



Open Houses

