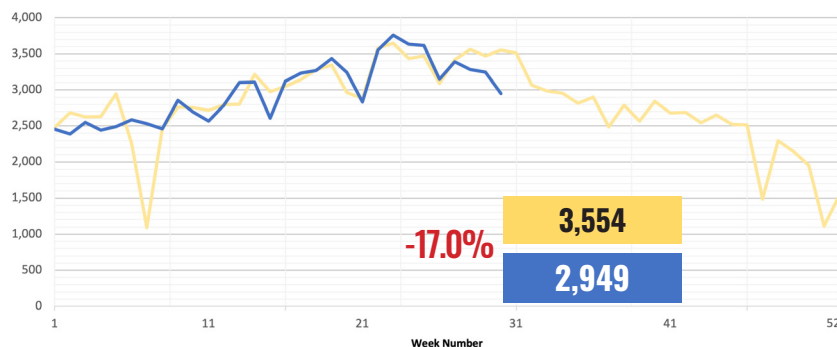




Weekly Activity Snapshot

Week 30 2022: 7/26/2022 to 8/1/2022

©Copyright 2022 HAR.com | Source: HAR.com, HAR MLS, analysis prepared in cooperation with the Real Estate Center at Texas A&M University. Statistics are for the Houston MSA.



New Listings

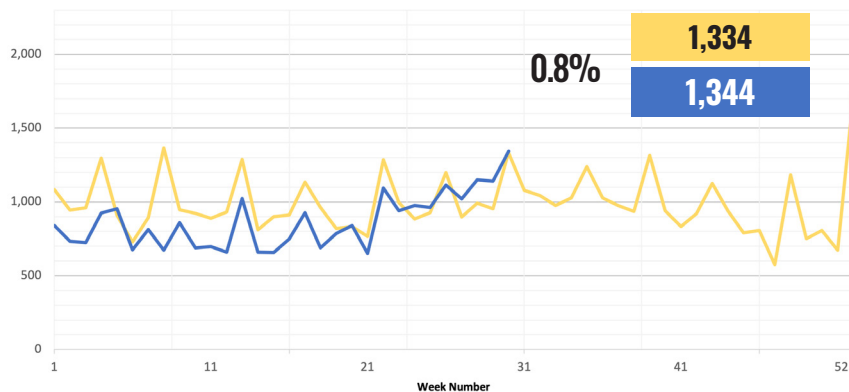
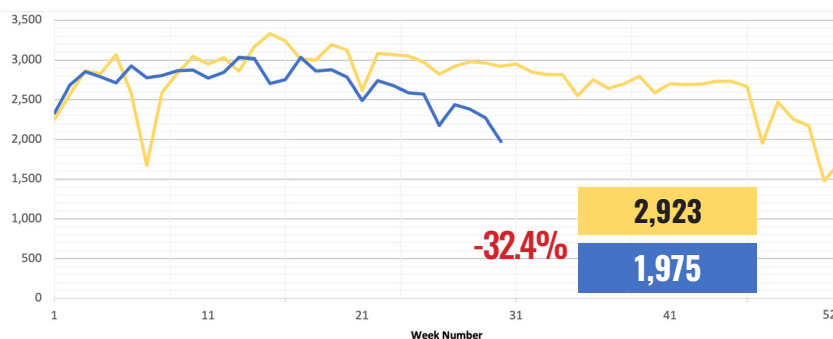
New listings are still lagging behind the pace at which they hit the market last year. In Week 30, REALTORS® entered 2,949 properties into the Multiple Listing Service (MLS) versus 3,554 during the same period in 2021. That represents a decline of 17.0 percent – the biggest drop of 2022. This is the fourth straight week in which new listings fell.

— 2021 — 2022

Pending Listings

Pending listings remain in a downward trajectory that began back in May 2022. This week, they experienced their greatest year-over-year decline. A total of 1,975 property listings went under contract during the week ending August 1 compared to 2,923 the same week in 2021. That is 32.4 percent drop and marks the 13th consecutive week of declines.

— 2021 — 2022



Off-Market Listings

Sellers withdrew slightly more property listings from the MLS during Week 30 than during the same week in 2021, as the Houston housing market continues to normalize. Off-market listings came in 0.8 percent above where they were a year ago. A total of 1,344 homes went from active to off-market compared to 1,334 last year.

— 2021 — 2022



Weekly Activity Snapshot

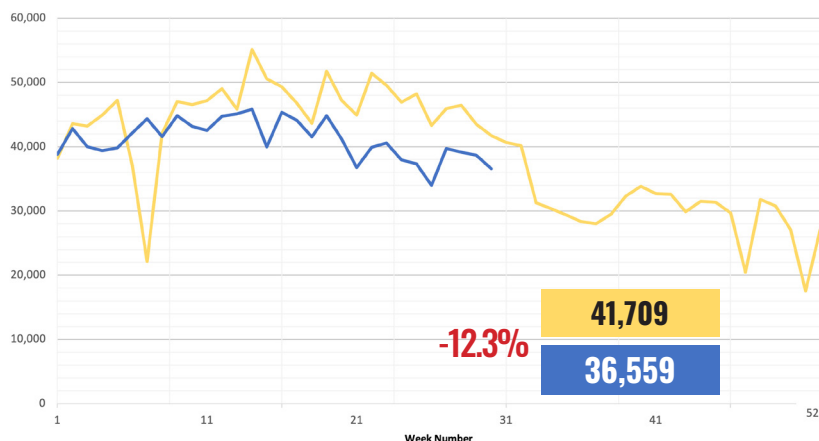
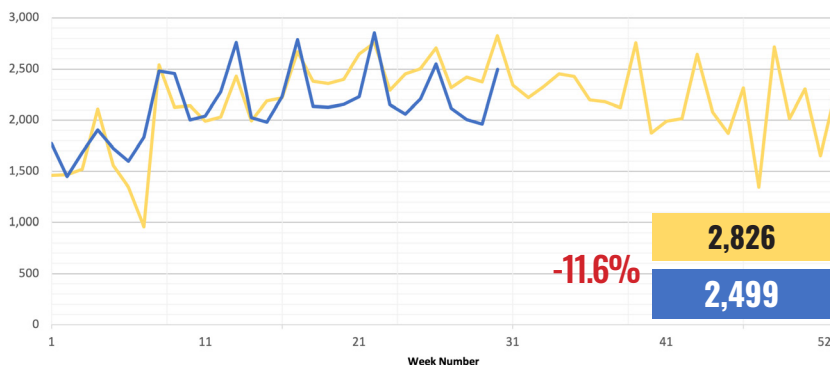
Week 30 2022: 7/26/2022 to 8/1/2022

©Copyright 2022 HAR.com | Source: HAR.com, HAR MLS, analysis prepared in cooperation with the Real Estate Center at Texas A&M University. Statistics are for the Houston MSA.

Closings

Closings fell for an eighth consecutive week with would-be homebuyers waiting in the wings for home prices and interest rates to show some signs of easing. For the week ending August 1, closed sales of homes totaled 2,499 versus 2,826 in 2021. That represents an 11.6 percent year-over-year decline.

— 2021 — 2022

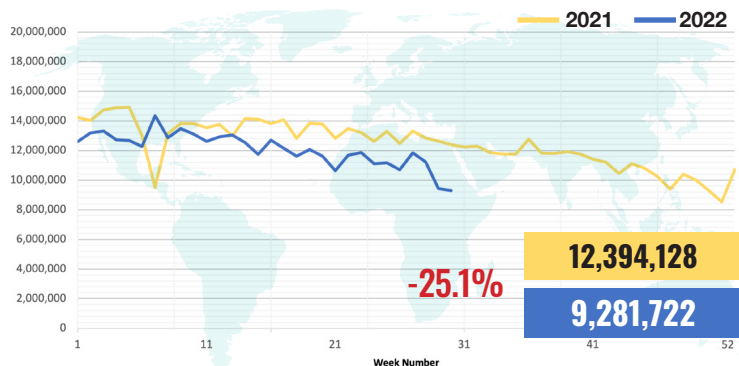


Showings

Property showings during Week 30 continued to reflect the summer doldrums when compared to the same week last year. Showings attendance for the week totaled 36,559 versus 41,709 during that same period in 2021. That is down 12.3 percent.

— 2021 — 2022

HAR.com Listing Views



Open Houses

