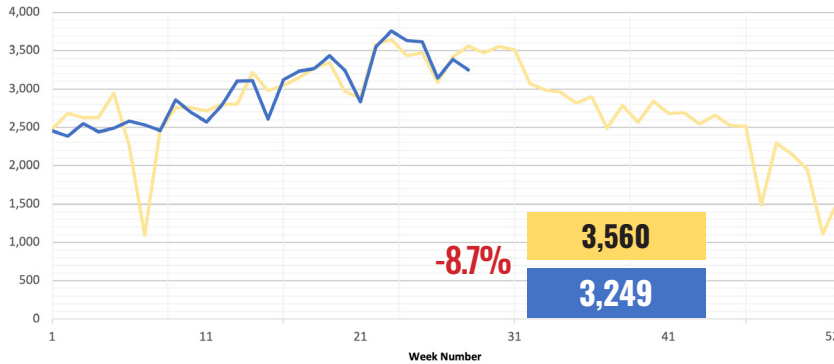




Weekly Activity Snapshot

Week 28 2022: 7/12/2022 to 7/18/2022

©Copyright 2022 HAR.com | Source: HAR.com, HAR MLS, analysis prepared in cooperation with the Real Estate Center at Texas A&M University. Statistics are for the Houston MSA.



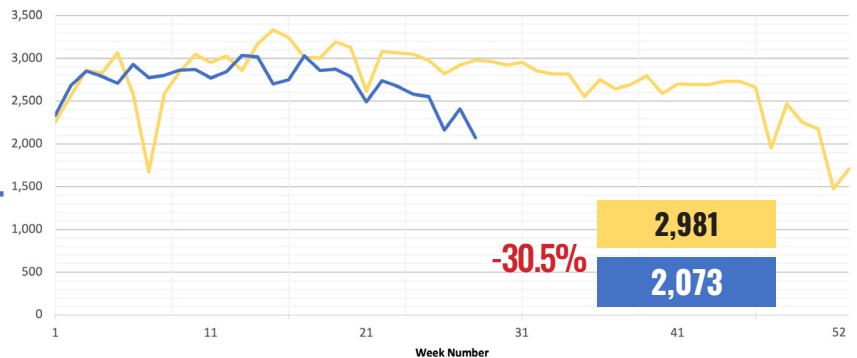
New Listings

New listings lost some ground in comparison to the numbers from Week 28 of last year. REALTORS® entered 3,249 properties into the Multiple Listing Service (MLS) over the past week versus 3,560 during the same period in 2021. That translates to a decline of 8.7 percent.

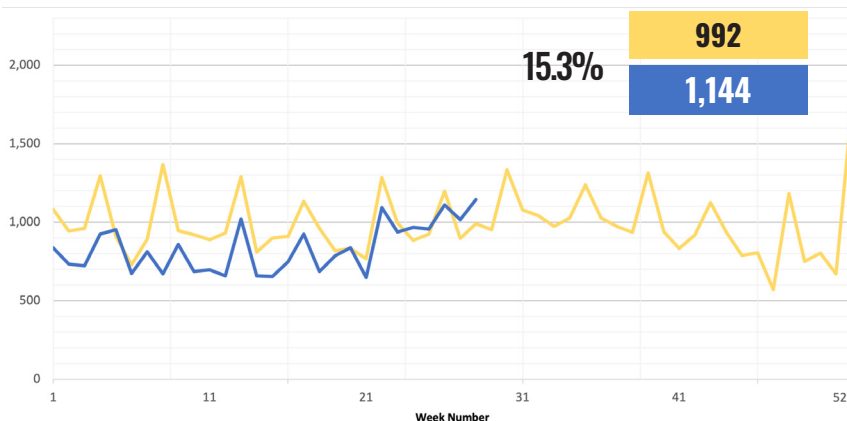
— 2021 — 2022

Pending Listings

Pending listings have been in a virtual freefall since early May and experienced their greatest year-over-year decline this past week. A total of 2,073 property listings went under contract during the week ending July 18 compared to 2,981 the same week in 2021. That amounts to a 30.5 percent drop and marks the eleventh straight week of declines.



— 2021 — 2022



Off-Market Listings

Sellers withdrew more property listings from the MLS during Week 28 than during the same week in 2021, as the Houston housing market continues its cooldown. Off-market listings came in 15.3 percent above where they were a year ago. A total of 1,144 homes went from active to off-market compared to 992 last year.

— 2021 — 2022



Weekly Activity Snapshot

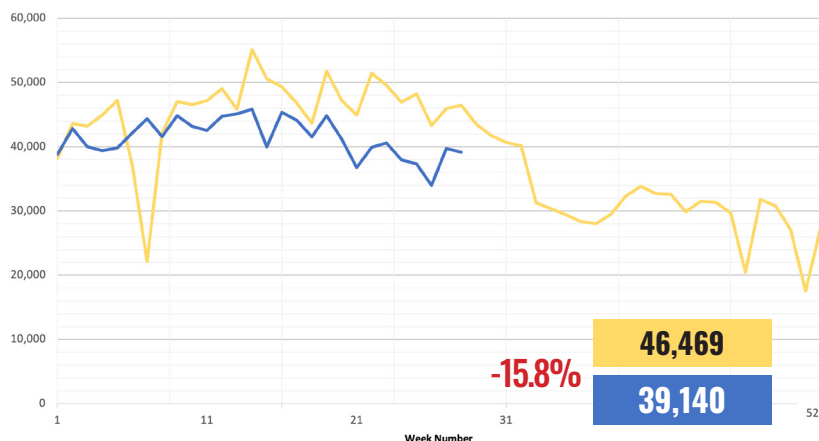
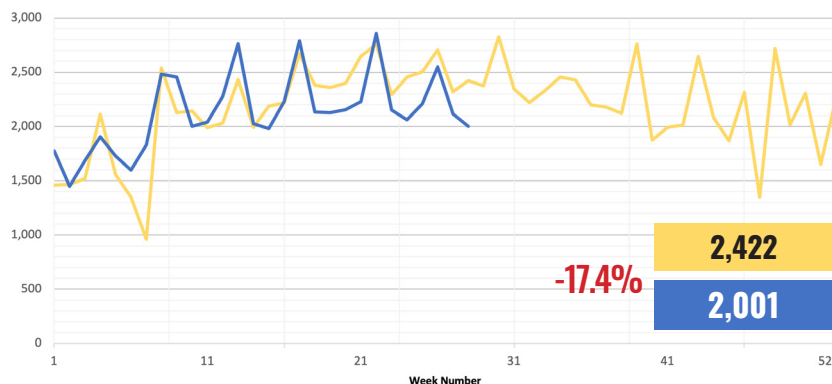
Week 28 2022: 7/12/2022 to 7/18/2022

©Copyright 2022 HAR.com | Source: HAR.com, HAR MLS, analysis prepared in cooperation with the Real Estate Center at Texas A&M University. Statistics are for the Houston MSA.

Closings

With would-be homebuyers pulling back as a result of record pricing, rising interest rates and limited inventory, closings fell for a sixth consecutive week. For the week ending July 18, closed sales of homes totaled 2,001 versus 2,422 in 2021. That represents a 17.4 percent year-over-year decline, which is the steepest of 2022.

— 2021 — 2022

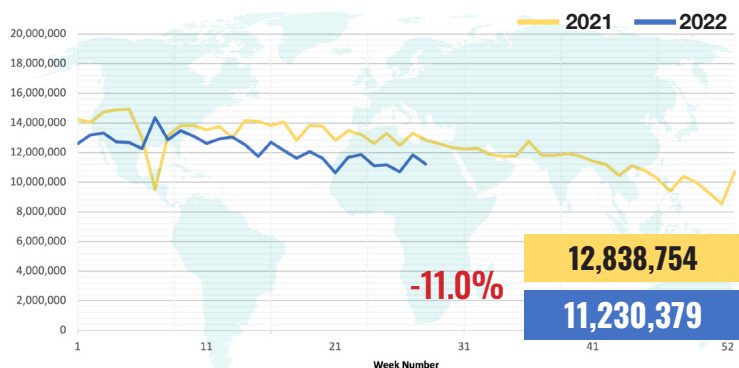


Showings

Property showings drew less traffic during Week 28 than the same week last year as inflation and summer vacations ruled the day. Attendance totaled 39,140 compared to 46,469 during that same period in 2021. That reflects a decline of 15.8 percent.

— 2021 — 2022

HAR.com Listing Views



Open Houses

