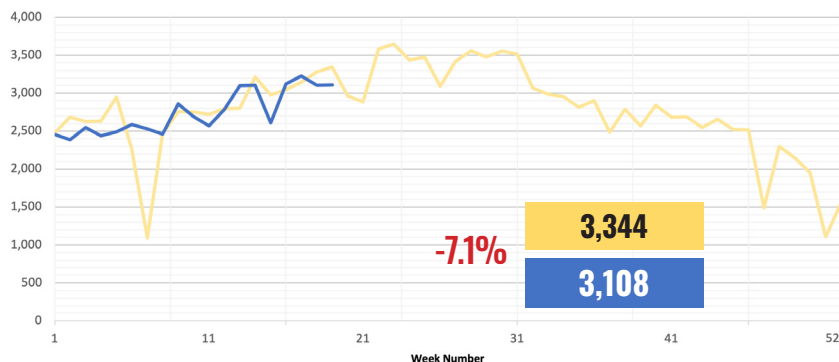




# Weekly Activity Snapshot

Week 19 2022: 5/10/2022 to 5/16/2022

©Copyright 2022 HAR.com | Source: HAR.com, HAR MLS, analysis prepared in cooperation with the Real Estate Center at Texas A&M University. Statistics are for the Houston MSA.



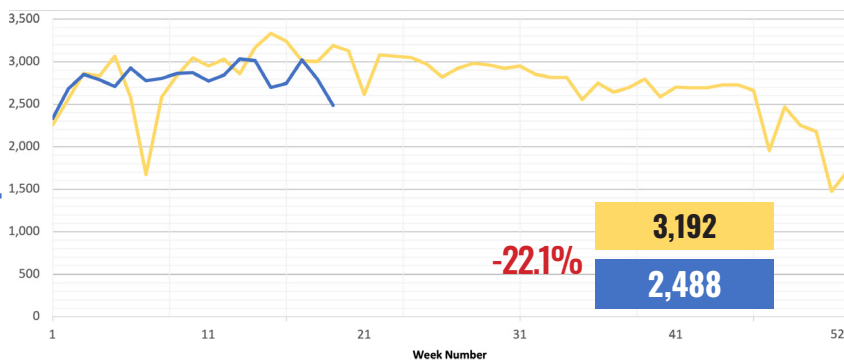
## New Listings

New listing activity is solid but continues to lag 2021's volume by a slight margin. During the week ending May 16, REALTORS® entered 3,108 properties into the Multiple Listing Service (MLS) compared to 3,344 that same week in 2021. That is down 7.1 percent.

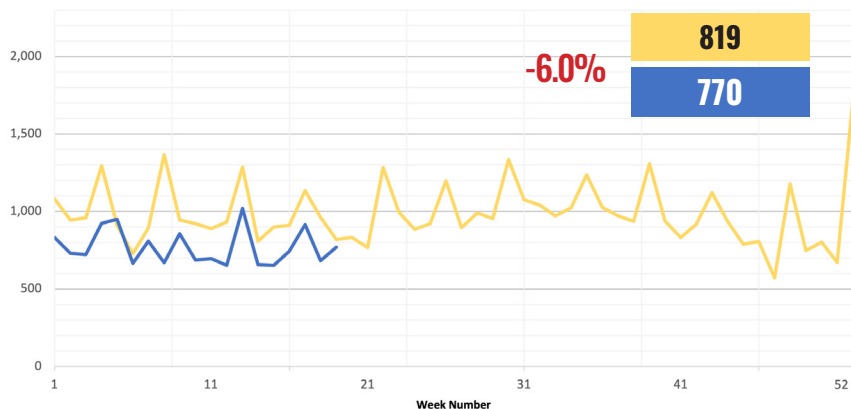
— 2021 — 2022

## Pending Listings

Pending listings suffered their steepest year-over-year decline of 2022 during Week 19. A total of 2,488 property listings went under contract versus 3,192 last year. That is a 22.1 percent drop, second only to a 19.1 percent decline in Week 15.



— 2021 — 2022



## Off-Market Listings

Sellers withdrew slightly fewer property listings from the MLS during Week 19 than during the same week in 2021. Off-market listings remained 6.0 percent below where they were a year ago. A total of 770 homes went from active to off-market compared to 819 last year.

— 2021 — 2022



# Weekly Activity Snapshot

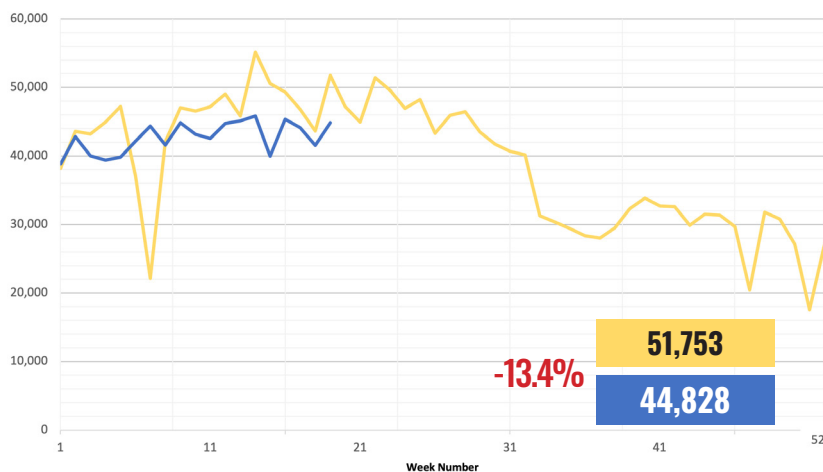
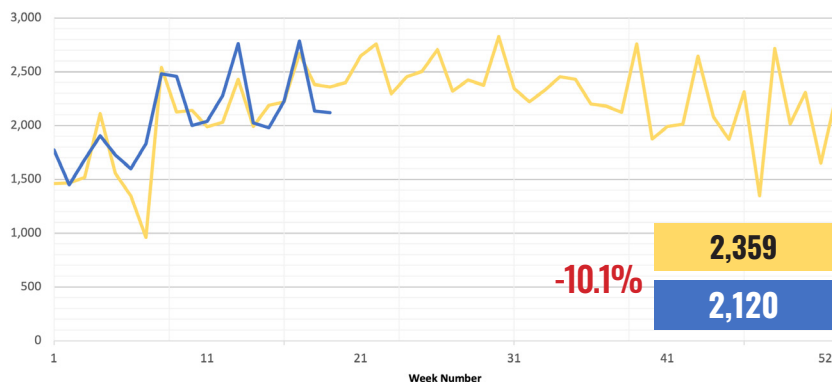
Week 19 2022: 5/10/2022 to 5/16/2022

©Copyright 2022 HAR.com | Source: HAR.com, HAR MLS, analysis prepared in cooperation with the Real Estate Center at Texas A&M University. Statistics are for the Houston MSA.

## Closings

Closings were down for a second straight week, reflecting the growing effects of diminished inventory and rising interest rates on prospective buyers. For the week ending May 16, closed sales of homes totaled 2,120 compared to 2,359 in 2021. That represents a 10.1 percent year-over-year decline.

— 2021 — 2022

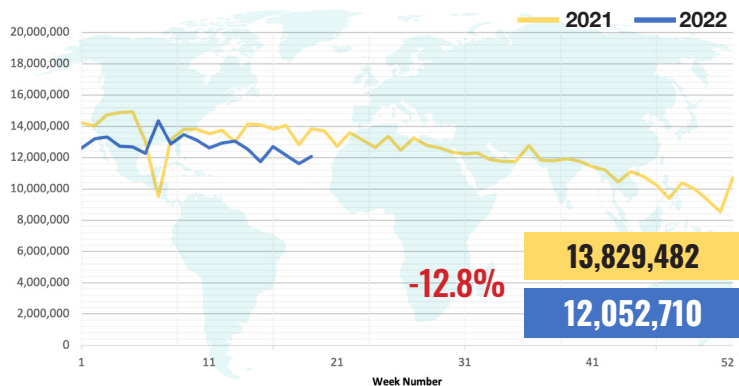


## Showings

Attendance at showings remains steady but continues to lag behind last year's levels. Showings attendance remained down 13.4 percent versus Week 19 of last year. Showings attendance totaled 44,828 compared to 51,753 during that same period in 2021.

— 2021 — 2022

## HAR.com Listing Views



## Open Houses

