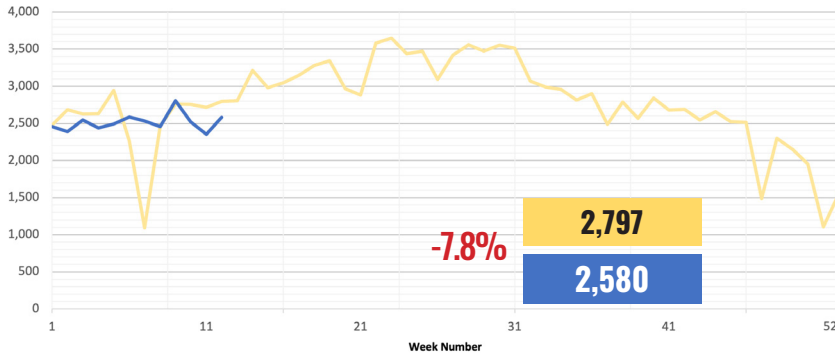




Weekly Activity Snapshot

Week 12 2022: 3/22/2022 to 3/28/2022

©Copyright 2022 HAR.com | Source: HAR.com, HAR MLS, analysis prepared in cooperation with the Real Estate Center at Texas A&M University. Statistics are for the Houston MSA.



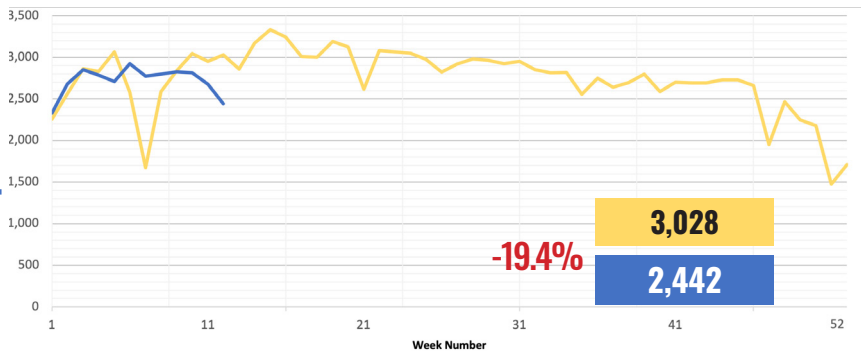
New Listings

The Houston housing market continues to suffer from low inventory levels, and while new listings are coming on the market at a steady rate, they are being snapped up by eager buyers. For the week ending March 28, REALTORS® entered 2,580 properties into the Multiple Listing Service (MLS). Last year at that time, new listings totaled 2,797. That represents a 7.8 percent decline.

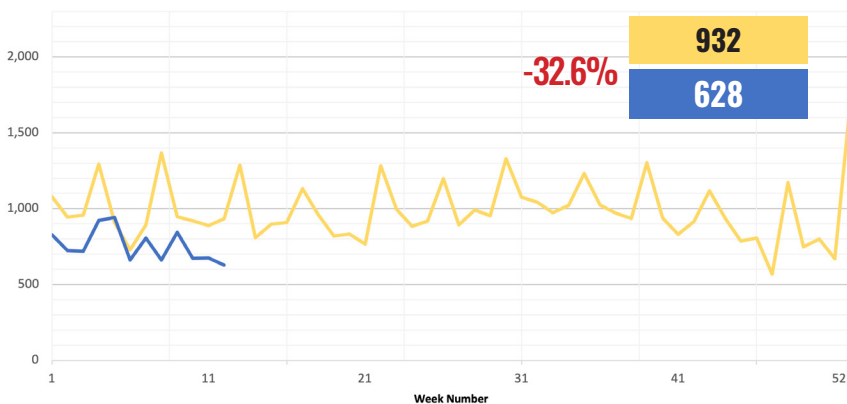
— 2021 — 2022

Pending Listings

The volume of pending listings lagged for a fourth straight week during Week 12 with a 19.4 percent drop versus the same period in 2021. A total of 2,442 property listings went under contract compared to 3,028 last year. That becomes the sharpest weekly decline of 2022.



— 2021 — 2022



Off-Market Listings

Sellers withdrew fewer property listings from the MLS during Week 12 than during the same week a year ago. Off-market listings remained 32.6 percent below where they were in 2021. A total of 628 homes went from active to off-market compared to 932 last year.

— 2021 — 2022



Weekly Activity Snapshot

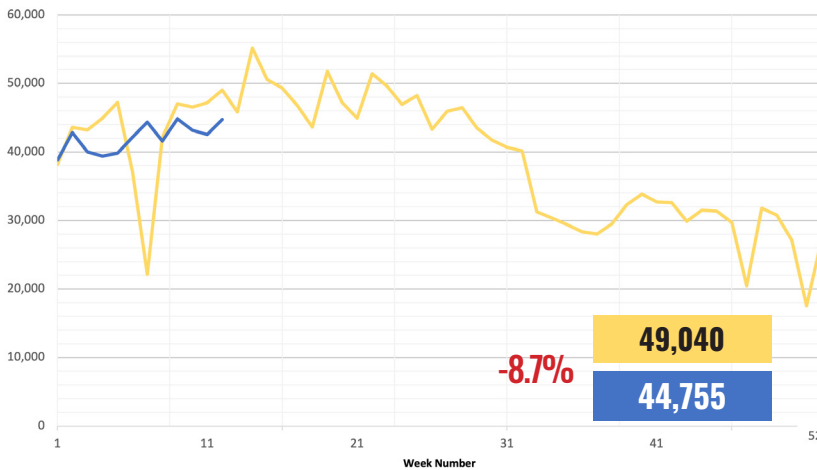
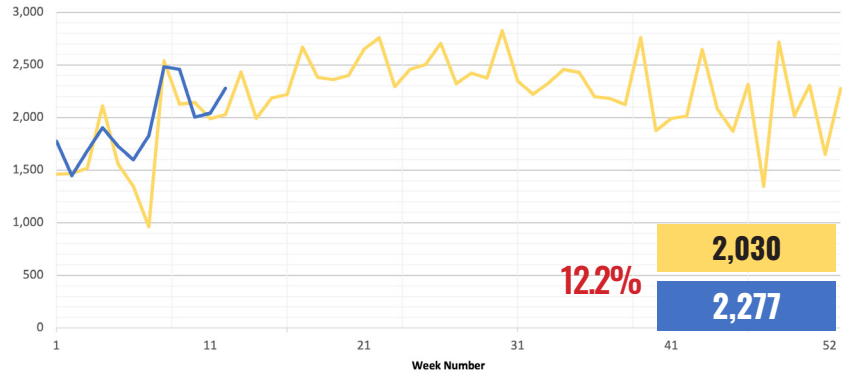
Week 12 2022: 3/22/2022 to 3/28/2022

©Copyright 2022 HAR.com | Source: HAR.com, HAR MLS, analysis prepared in cooperation with the Real Estate Center at Texas A&M University. Statistics are for the Houston MSA.

Closings

Closings are the bright spot of this week's report, with volume holding to positive territory for a second consecutive week. Closed sales of homes for the week ending March 28 totaled 2,277 versus 2,030 in 2021. That amounts to a 12.2 percent increase.

— 2021 — 2022

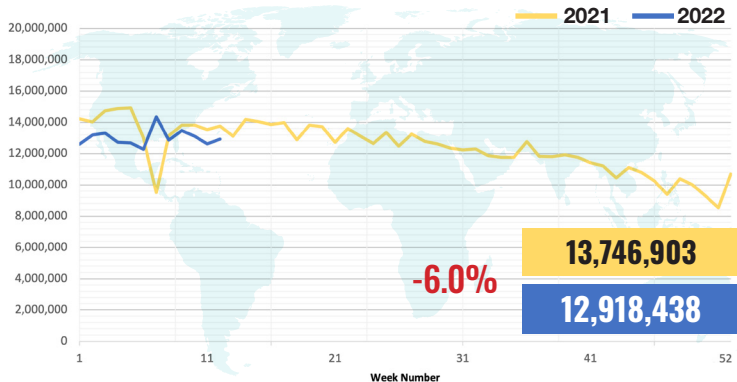


Showings

Consumer traffic at property showings around the greater Houston area fell again in Week 12. Year-over-year showings attendance was down 8.7 percent, with showings volume totaling 44,755 this year versus 49,040 in 2021.

— 2021 — 2022

HAR.com Listing Views



Open Houses

